



Baton Rouge SSO Program

2002 Consent Decree

Quarterly Report No. 48

April 21, 2014

**CITY-PARISH DEPARTMENTAL MEMORANDUM
WASTEWATER TREATMENT AND DISPOSAL DIVISION**

2850 Gardere Lane
Baton Rouge, LA 70820

Date: April 21, 2014

To: Mr. Charles "Mitch" O'Brien, Wastewater Treatment and Disposal Division
Mr. Greg Wiley, P.E., Wastewater Collection Division
Mr. E. J. Amato, Field Engineering Division


From: Ms. Cheryl Berry, P.E., Wastewater Treatment and Disposal Division

Re: City of Baton Rouge and Parish of East Baton Rouge
Consent Decree-Civil Action No. 01-978-B-M3
Forty-Eighth Quarterly Report – Period Ending March 31, 2014
Data Review

Sir or Madam:

Draft copies of the above referenced report have been submitted for your review. This review is to insure that the data submitted under your direction, has been stated in a truthful and accurate manner in the Forty-Eighth Quarterly Report. Once the review of your portion of data is complete and corrected, please sign below the paragraph stating that fact and return for processing.

Sincerely,


Cheryl D. Berry, PE
Wastewater Treatment and Disposal Division

I certify that the information contained in or accompanying the portion of the Forty-Eighth Quarterly Report that I am responsible for is true, accurate, and complete. As to those identified portions of this document for which I cannot personally verify their truth and accuracy, I certify as the official having supervisory responsibility for the persons who, acting under my direct instructions, made the verification, that this is true, accurate and complete.

 WILEY

xc: Document Control

**CITY-PARISH DEPARTMENTAL MEMORANDUM
WASTEWATER TREATMENT AND DISPOSAL DIVISION**

2850 Gardere Lane
Baton Rouge, LA 70820

Date: April 21, 2014

To: Mr. Charles "Mitch" O'Brien, Wastewater Treatment and Disposal Division
Mr. Greg Wiley, P.E., Wastewater Collection Division
Mr. E. J. Amato, Field Engineering Division


From: Ms. Cheryl Berry, P.E., Wastewater Treatment and Disposal Division

Re: City of Baton Rouge and Parish of East Baton Rouge
Consent Decree-Civil Action No. 01-978-B-M3
Forty-Eighth Quarterly Report – Period Ending March 31, 2014
Data Review


Sir or Madam:

Draft copies of the above referenced report have been submitted for your review. This review is to insure that the data submitted under your direction, has been stated in a truthful and accurate manner in the Forty-Eighth Quarterly Report. Once the review of your portion of data is complete and corrected, please sign below the paragraph stating that fact and return for processing.

Sincerely,


Cheryl D. Berry, PE
Wastewater Treatment and Disposal Division

I certify that the information contained in or accompanying the portion of the Forty-Eighth Quarterly Report that I am responsible for is true, accurate, and complete. As to those identified portions of this document for which I cannot personally verify their truth and accuracy, I certify as the official having supervisory responsibility for the persons who, acting under my direct instructions, made the verification, that this is true, accurate and complete.


4-21-2014

xc: Document Control

**CITY-PARISH DEPARTMENTAL MEMORANDUM
WASTEWATER TREATMENT AND DISPOSAL DIVISION**

2850 Gardere Lane
Baton Rouge, LA 70820

Date: April 21, 2014

To: Mr. Charles "Mitch" O'Brien, Wastewater Treatment and Disposal Division
Mr. Greg Wiley, P.E., Wastewater Collection Division
Mr. E. J. Amato, Field Engineering Division


From: Ms. Cheryl Berry, P.E., Wastewater Treatment and Disposal Division

Re: City of Baton Rouge and Parish of East Baton Rouge
Consent Decree-Civil Action No. 01-978-B-M3
Forty-Eighth Quarterly Report – Period Ending March 31, 2014
Data Review

Sir or Madam:

Draft copies of the above referenced report have been submitted for your review. This review is to insure that the data submitted under your direction, has been stated in a truthful and accurate manner in the Forty-Eighth Quarterly Report. Once the review of your portion of data is complete and corrected, please sign below the paragraph stating that fact and return for processing.

Sincerely,


Cheryl D. Berry, PE
Wastewater Treatment and Disposal Division

I certify that the information contained in or accompanying the portion of the Forty-Eighth Quarterly Report that I am responsible for is true, accurate, and complete. As to those identified portions of this document for which I cannot personally verify their truth and accuracy, I certify as the official having supervisory responsibility for the persons who, acting under my direct instructions, made the verification, that this is true, accurate and complete.

xc: Document Control



Department of Public Works

City of Baton Rouge
Parish of East Baton Rouge

Post Office Box 1471
Baton Rouge, La 70821

April 21, 2014

CERTIFIED – RETURN RECEIPT REQUESTED

Chief,
Water Enforcement Branch (6EN-W)
Compliance Assurance and Enforcement Division
U.S. Environmental Protection Agency, Region VI
1445 Ross Avenue
Dallas, Texas 75202-2733

Re: City of Baton Rouge and Parish of East Baton Rouge
Consent Decree-Civil Action No. 01-978-B-M3
Forty-Eighth Quarterly Report - **Period Ending March 31, 2014**

Gentlemen:

Pursuant to Paragraph 51 of the Consent Decree, the City of Baton Rouge and Parish of East Baton Rouge hereby submits the 48th Consent Decree Quarterly Report covering activities for the quarter ending March 31, 2014. An Executive Summary is included in the beginning of this report that describes the progress of compliance related activities of the program during the past quarter. In addition, this report contains a summary of compliance with and activities related to:

- Cross Connection Elimination Plan
- Collection System Preventive Maintenance Program (PMP)
- Sanitary Sewer Overflow Response Plan (SSORP)
- Reporting of Unauthorized Discharges
- Consent Decree Compliance Status

These activities are described in Sections VIII, IX, X, XI, XX and XXI of the Consent Decree.

Pursuant to Paragraph 49 and 117 of the Consent Decree, the City of Baton Rouge and Parish of East Baton Rouge hereby submits for review and approval three copies of the 48th Consent Decree Quarterly Report to the US EPA and LDEQ and one copy to the US DOJ and City/Parish DPW.

I certify that the information contained in or accompanying this Forty-Eighth quarterly report is true, accurate and complete. As to those identified portions of this document for which I cannot personally verify their truth and accuracy, I certify as the official having supervisory responsibility for the persons who, acting under my direct instructions, made the verification, that this is true, accurate and complete.

Sincerely,



David R. Guillory, PE
Public Works Director

Cc: Honorable Melvin L. "Kip" Holden, Mayor-President
Mr. William B. Daniel, IV, PE, Chief Administrative Officer
Chief, Environmental Enforcement Section, US DOJ
Mr. Bobby Mayweather, LDEQ
Ms. Peggy Hatch, LDEQ
Ms. Mona Bates, US EPA Region 6
Mr. Carlos Zequeira, (6RC-EA)
Ms. Gladys Gooden-Jackson, (6EN-WC)
Ms. Mary Roper
Mr. Joshua Crowe, CH2MHILL
✓ Ms. Karen Johnson, CH2MHILL
Ms. Susan Douglas, CH2MHILL
Mr. Bryan Harmon
Mr. Jim Ferguson
Ms. Cheryl Berry
Mr. Greg Wiley
Mr. Mark LeBlanc
Mr. John Ward
Mr. Mitch O'Brien

48th Quarterly Report - Executive Summary

General Overview

On March 14, 2002, the City of Baton Rouge, Louisiana and the Parish of East Baton Rouge, Louisiana (collectively “the City/Parish”) entered into a Consent Decree with the United States and the State of Louisiana. Since that time an Agreement and Order Regarding the Modification of the Consent Decree was lodged with the court in late 2008 and was approved by the Department of Justice (DOJ), Environmental Protection Agency (EPA), and Louisiana Department of Environmental Quality (LDEQ) in April 2009. This 2009 Consent Decree Modification specifically adopts the City/Parish’s September 2008 Second Remedial Measures Action Plan (RMAP2). In addition, in late 2012 the City/Parish submitted a request for compliance schedule extension which was approved by DOJ, EPA, and LDEQ on June 16, 2013 in the *Revised Second Agreement and Order Regarding the Modification of the Consent Decree* (aka *Revised Second Consent Decree Modification*) which was included as *Attachment 1:-Revised Second Agreement and Order Regarding the Modification of the Consent Decree* at the end of the 45th Quarterly EPA Report.

The following Quarterly Progress Report is hereby submitted to fulfill the reporting requirements described in Section XVIII – Reporting, of the 2002 Consent Decree. The sections in this Executive Summary and in the rest of this Quarterly Report highlight the work associated with the 2002 Consent Decree, the 2009 Consent Decree Modification, and the 2013 Revised Second Consent Decree Modification, which took place during the quarter ending March 31, 2014.

Report Organization

The report organization and description of what is included in each section of the Quarterly Report is as follows:

Executive Summary – This section herein, summarizes regulatory submittals, and activities that took place during the past quarter in addition to describing those items awaiting submittal/approval. This section also summarizes the compliance with and activities related to the implementation of the First Remedial Measures Action Plan (RMAP1) and Second Remedial Measures Action Plan (RMAP2) projects, including the status of design/construction projects in comparison to the schedules that have been established pursuant to the Consent Decree for those projects; and schedule deadlines and milestones achieved during the calendar quarter, as well as those expected to be achieved during the next quarter.

Summary of Activity Totals – This table summarizes the overall City/Parish service area maintenance activities per quarter.

Preventative Maintenance Plan Summary Totals (North, Central, and South) – These tables detail the maintenance activities performed by the North, South, and Central areas.

Part A: Cross-Connection Elimination Plan – This section summarizes any cross-connections identified and eliminated during the reporting period.

Part B: Preventative Maintenance Program – This section provides a brief description of preventative maintenance activities that took place during the reporting period.

Part C: Sanitary Sewer Overflow Response Plan – This section briefly summarizes activities related to compliance/noncompliance with the Sanitary Sewer Overflow Response Plan (SSORP) requirements of the Consent Decree during the reporting period.

Part D: Reporting of Unauthorized Discharges – This section summarizes the details of each unauthorized discharge occurring during the reporting period.

Part E: Consent Decree Compliance Status – This section briefly summarizes whether or not the City/Parish is in compliance or non-compliance with the Consent Decree.

Part F: Supplemental Environmental Projects (SEP) – This section summarizes the status of the SEP projects. However, since at this time all SEP projects have been completed in previous reporting periods and the final SEP Completion Report has also been submitted, there isn't anything to report at this time. Therefore, this section is not included in the Quarterly Report for this reporting period.

The rest of this section highlights activities that are to be addressed in the Executive Summary Section of the Quarterly Report. Additionally, the remainder of the Quarterly Report sections is attached as well.

Summary of Regulatory Actions (Quarter Ending March 31, 2014)

This portion of the Executive Summary highlights significant dates on which the City/Parish submitted deliverables to the Department of Justice (DOJ), Environmental Protection Agency (EPA), and Louisiana Department of Environmental Quality (LDEQ). Additionally, this list also captures all meetings and phone conversations that have taken place during the past quarter with parties listed.

History of Submittals

A summary of important regulatory submittals to date provided by the City/Parish to the EPA and LDEQ is presented in Table 1.

Name	Date Submitted	Additional Information
Sewer System Model Verification and Revised Second Remedial Action Plan	November 2006	Submittal of CDM's 2005 RMAP2 Report with changes in the South WWTP Projects
Addressing Existing Noncompliance Issues and Future Wet Weather Flow Management Requirements at the South WWTP	January 2007	Summary of findings/ recommendations for the South WWTP
EPA RMAP2 Approval Letter	July 2007	EPA Letter Approving November 2006 Submittal and South WWTP recommendations. Disapproved interim limits and left for further discussion the time extension request due to hurricanes
South WWTP Summary of Immediate Action Plan Projects	October 2007	Summary of IAP projects to date, per EPA phone request on October 12, 2008
EPA RMAP1 Project Status Report	December 2007	Summary of RMAP1 projects to date, including request for time extension
EPA Prioritization Submittal	April 2008	Summary of program/RMAP2 prioritization, maps, draft milestones, per EPA phone request on February 12, 2008
EPA Memorandum - Consolidation of South and Central Wastewater Treatment Plants in Baton Rouge, Louisiana	August 2008	City/Parish request "no objection" for the retirement of the Central WWTP
Request for Modification to the Approved RMAP2 Submittal - Second Remedial Measures Action Plan (RMAP2) Submittal for the Baton Rouge SSO Control and Wastewater Facilities Program	September 2008	City/Parish formal RMAP2 Submittal

TABLE 1 DOJ, EPA and LDEQ Submittal History		
Name	Date Submitted	Additional Information
Response to Public Comments of the Agreement and Order Regarding the Modification of the Consent Decree – Civil Action No. 01-978-B-M3 (M.D. La.)	January 2009	City/Parish draft response to public comments regarding the Consent Decree Modification
Updated Response to Public Comments of the Agreement and Order Regarding the Modification of the Consent Decree – Civil Action No. 01-978-B-M3 (M.D. La.)	February 2009	City/Parish final response to public comments regarding the Consent Decree Modification
Signed Agreement and Order Regarding Modification of the Consent Decree – Civil Action No. 01-978-B-M3 (M.D. La.)	April 2009	DOJ/EPA approval of the <i>Second Remedial Measures Action Plan (RMAP2) Submittal for the Baton Rouge SSO Control and Wastewater Facilities Program Report</i> submitted by the City/Parish in September 2008 also included as an attachment in the signed Agreement and Order.
Request for Time Extension/Modification of the Compliance Schedule in the Approved RMAP2 Submittal – Civil Action No. 01-978-B-M3 (M.D. La.)	July 2011	City/Parish formal Request for Time Extension/Modification of the Compliance Schedule (3 years)
Modified Request for Time Extension/Modification of the Compliance Schedule in the Approved RMAP2 Submittal – Civil Action No. 01-978-B-M3 (M.D. La.)	October 2012	City/Parish formal Request for Time Extension/Modification of the Compliance Schedule (4 years)
Signed Revised Second Agreement and Order Regarding Modification of the Consent Decree – Civil Action No. 01-978-B-M3 (M.D. La.)	June 2013	DOJ/EPA approval of the City/Parish 4 year extension request from October 2012 (revised compliance schedule is included as an attachment in the signed Agreement and Order)

As of March 31, 2014 there have been 66 Consent Decree reporting deliverables submitted on or ahead of schedule. The reporting details are shown in Table 2 below.

TABLE 2 Summary of Consent Decree Reporting Deliverables				
		Deadline	Completion	Resubmission/ Update
Quarterly Reports				
	47 th	31-Jan-14	21-Jan-14	
	46 th	31-Oct-13	18-Oct-13	
	45 th	31-Jul-13	24-Jul-13	1-Aug-13
	44 th	31-Apr-13	19-Apr-13	
	43 rd	31-Jan-13	25-Jan-13	
	42 nd	31-Oct-12	23-Oct-12	
	41 st	31-Jul-12	25-Jul-12	
	40 th	30-Apr-12	26-Apr-12	
	39 th	31-Jan-12	26-Jan-12	
	38 th	31-Oct-11	26-Oct-11	

TABLE 2
Summary of Consent Decree Reporting Deliverables

		Deadline	Completion	Resubmission/ Update
Quarterly Reports				
	37 th	31-Jul-11	27-Jul-11	
	36 th	30-Apr-11	27-Apr-11	
	35 th	31-Jan-11	28-Jan-11	
	34 th	31-Oct-10	25-Oct-10	
	33 rd	31-Jul-10	26-Jul-10	
	32 nd	30-Apr-10	26-Apr-10	
	31 st	31-Jan-10	25-Jan-10	
	30 th	31-Oct-09	23-Oct-09	
	29 th	31-Jul-09	24-Jul-09	
	28 th	30-Apr-09	24-Apr-09	
	27 th	31-Jan-09	30-Jan-09	
	26 th	31-Oct-08	17-Oct-08	
	25 th	31-Jul-08	25-Jul-08	
	24 th	30-Apr-08	20-Apr-08	
	23 rd	31-Jan-08	23-Jan-08	
	22 nd	31-Oct-07	23-Oct-07	
	21 st	31-Jul-07	23-Jul-07	
	20 th	30-Apr-07	25-Apr-07	
	19 th	31-Jan-07	26-Jan-07	
	18 th	31-Oct-06	25-Oct-06	
	17 th	31-Jul-06	28-Jul-06	
	16 th	30-Apr-06	24-Apr-06	
	15 th	31-Jan-06	23-Jan-06	
	14 th	31-Oct-05	21-Oct-05	
	13 th	31-Jul-05	15-Jul-05	
	12 th	30-Apr-05	11-Apr-05	
	11 th	31-Jan-05	24-Jan-05	
	10 th	31-Oct-04	27-Oct-04	
	9 th	31-Jul-04	26-Jul-04	
	8 th	30-Apr-04	23-Apr-04	
	7 th	31-Jan-04	30-Jan-04	
	6 th	31-Oct-03	30-Oct-03	
	5 th	31-Jul-03	17-Jul-03	
	4 th	30-Apr-03	24-Apr-03	
	3 rd	31-Jan-03	27-Jan-03	
	2 nd	31-Oct-02	23-Oct-02	
	1 st	31-Jul-02	23-Jul-02	
Annual Reports				
	2013	31-Jan-14	30-Jan-14	
	2012	31-Jan-13	29-Jan-13	

TABLE 2
Summary of Consent Decree Reporting Deliverables

	Deadline	Completion	Resubmission/ Update
Quarterly Reports			
2011	31-Jan-12	28-Jan-12	
2010	31-Jan-11	28-Jan-11	
2009	31-Jan-10	31-Jan-10	30-Apr-10
2008	31-Jan-09	31-Jan-09	
2007	31-Jan-08	31-Jan-08	
2006	31-Jan-07	27-Jan-07	
2005	31-Jan-06	24-Jan-06	
2004	31-Jan-05	31-Jan-05	
2003	31-Jan-04	30-Jan-04	
2002	31-Jan-03	29-Jan-02	
Collection System PMP Plan	30-Mar-01	29-Mar-01	
Treatment Plant PMP Plan	30-Mar-01	29-Mar-01	
Treatment Facility Assessment Report	30-Mar-02	26-Mar-02	
SEP Completion Report	15-Sep-04	10-Sep-04	
2 nd RMAP Report	1-Dec-02	20-Nov-02	8-Sep-08
RMAP1 Completion Report	30-Apr-11	27-Apr-11	
Updated Outreach and Public Awareness Plan		13-Nov-01	27-Apr-11

RMAP1 Status and Schedule for Completion

The RMAP1 projects listed in Exhibit F of the Consent Decree were those projects common to the alternatives presented in Section XII - Remedial Measures: Collection System Remedial Program of the Consent Decree. There are a total of nineteen of these "common" projects that were identified through various modeling and Value Engineering efforts associated with the original Sanitary Sewer Overflow (SSO) Corrective Action Plan developed by Montgomery Watson (MWH) sometime in 1998. These projects were common to the alternative plans presented in the Consent Decree that were focused on utilizing deep tunnels/storage in order to control the SSO's throughout the City/Parish's wastewater collection system. The phased implementation of these RMAP1 projects initially began sometime at the end of 1999 and the beginning of 2000. These projects were planned to start and finish at different times due to funding constraints, etc.

Since the date of entry into the Consent Decree, the City/Parish has been diligently working on the design and construction of these RMAP1 projects and has completed most of them either on, or ahead of schedule. However, during the planned execution of these projects significant events have taken place with the change in technical approach of the Collection System Remedial Program that affected some of these projects.

In the years 2004 and 2005, the City/Parish decided to re-evaluate the planned technical approach of their Collection System Remedial Program, while in the process of executing the RMAP1 projects. Their review resulted in a momentous change in technical approach from deep tunnels and storage, to sewer rehabilitation. Therefore, the original RMAP1 projects not yet begun were all re-examined, and some wound up not fitting

into the "new" plan. These projects were then shelved, and others were re-evaluated to see if they fit into the new plan. During this time period the City/Parish's consultants that were hired to help plan and execute these projects changes as well. CH2M HILL is currently the City/Parish's consultant for the SSO Control and Wastewater Facilities Program.

In December 2007, the City/Parish and CH2M HILL submitted a detailed *RMAP1 Status Report* to the EPA that summarized the status to date of all of the RMAP1 projects. This report included a formal "Request for Time Extension" for those RMAP1 projects not yet completed, and a corresponding schedule for project completion. This report was submitted as the milestone requirement pursuant to Section XVIII - Reporting, of the Consent Decree. This report and request for time extension was verbally approved by the EPA during the conference call on February 12, 2008.

The City/Parish re-submitted RMAP1 milestones as outlined in the *Second Remedial Measures Action Plan (RMAP2) Submittal for the Baton Rouge Sanitary Sewer Overflow Control and Wastewater Facilities Program* (September 2008). As previously mentioned, the 2009 Consent Decree Modification was approved in April 2009 by DOJ, EPA, and LDEQ. This approval formally accepted the RMAP1 milestones presented in the *Second Remedial Measures Action Plan (RMAP2) Submittal for the Baton Rouge Sanitary Sewer Overflow Control and Wastewater Facilities Program* (September 2008).

The current status of the RMAP1 projects is presented in Table 3 below. All 14 RMAP1 projects are functionally completed, and 13 of the 14 were done either on, or ahead of schedule. The RMAP1 - Industriplex has had several issues arise during the construction phase pertaining to unavoidable utility conflicts, difficult easement acquisitions, alignment changes, and permitting and other utility coordination issues that have caused significant delays with the project which could not be overcome by reasonable actions by the City/Parish and its construction contractor. This project has been functionally complete and in operation since 1st quarter 2011. The City/Parish asserts that this project is not susceptible to stipulated penalties due to the circumstances of the delay beyond the control of the City/Parish. The circumstances behind the delay are explained in detail below and have been also mentioned in the previous Quarterly EPA Reports. The *RMAP1 Completion Report* was included previously in *Attachment 1: Updated Outreach and Public Awareness Plan and RMAP1 Completion Report* at the end of the 36th Quarterly EPA Report.

TABLE 3					
<i>EPA Consent Decree Summary and RMAP1 Milestones</i>					
		RMAP1 Projects Completed	RMAP1 Projects Completed	Project Status Summary	
Milestone Date		May 4, 2007	Proposed on September 1, 2008		
Construction Status		Complete	Complete		
Consent Decree Projects	Corresponding City/Parish Projects				
RMAP1 Projects					
N-05 PS 24 Area Upgrades	*PS 24/43 Area Upgrade (01-RMP-N05)	✓			
N-06 PS 43 Area Upgrades					
N-09 PS 44/46 Area Upgrades	PS 44/46 Area Upgrades (01-RMP-N09)	✓			
N-10 PS 240 Area Upgrades	PS 240 Area Upgrades (01-RMP-N10)	✓			
***N-99 North Further Investigations	NTSN SS Eval. Study (99-RMP-N-99)	✓			
	**Bellingrath Rehab. (03-RMP-N14) (NSRP)	✓			

TABLE 3

EPA Consent Decree Summary and RMAP1 Milestones

		RMAP1 Projects Completed	RMAP1 Projects Completed	Project Status Summary
Milestone Date		May 4, 2007	Proposed on September 1, 2008	
Construction Status		Complete	Complete	
Consent Decree Projects	Corresponding City/Parish Projects			
RMAP1 Projects				
	**Frenchtown Road Sewer Rehab. (03-RMP-N15)	✓		
	**North Area Comprehensive Rehab. (03-RMP-N23)	✓		
	**PS 45 Area Rehab. (00-RMP-N31)	✓		
C-03 PS 2 Area Rehabilitation	PS 2 Area Upgrades (01-RMP-C03)	✓		
S-01B SWWTP Influent PS	SSO SWWTP Infl. PS Upgrade (99-RMP-SO1B)	✓		
S-11 PS 40 Area Rehabilitation	S-11 PS 40 Area Rehabilitation	✓		
***S-99 South Further Investigations	SSO Engr-South (99-RMP-S99)	✓		
	PS 944 Area Upgrade Grv Sewer (99-RMP-S99)	✓		
	PS 944 Area Upgrade (99-RMP-S99)	✓		
	PS 177 Area Upgrade (99-RMP-S99)	✓		
	**PS 211 Area Upgrades (99-RMP-S11)	✓		
N-01 Choctaw Basin Return System	Choctaw Area Storage (04-RMP-N22)			RMAP1 project suspended. Project is included as RMAP2: Choctaw Storage.
N-13 North Choctaw Basin System	S-05 PS 58B Area Upgrades MWH RMAP2			RMAP1 project suspended. Project is included as RMAP2: Choctaw Storage PS.
N-04 PS 47 Area Upgrades	N-04 PS 47 Area Upgrades			RMAP1 project suspended. Project is included as RMAP2: Group Project 1B – Veterans Memorial Parkway PS FM.
N-07 PS 39/55 Area Upgrades	N-07 PS 39/55 Area Upgrades			RMAP1 project suspended. Project is included as RMAP2: Group Project 1B – Veterans Memorial Parkway PS FM.
N-11 PS 65 Area Upgrades	PS 65 and 65A Area Upgrades (01-RMP-N11)			Project suspended. Evaluated for inclusion in RMAP2 and Master Plan. Project proposed as a part of the Master Plan.
N-02 PS 49/52 Area Upgrades	PS 49/52 Area Upgrade (01-RMP-N02)		4 th Quarter 2008	Project completed – 4th quarter 2008 (at 80% complete with construction). Project was in dispute with construction contractor. Both parties reached an agreement on terms

TABLE 3

EPA Consent Decree Summary and RMAP1 Milestones

		RMAP1 Projects Completed	RMAP1 Projects Completed	Project Status Summary
Milestone Date		May 4, 2007	Proposed on September 1, 2008	
Construction Status		Complete	Complete	
Consent Decree Projects	Corresponding City/Parish Projects			
RMAP1 Projects				
				and job was closed at 80% complete.
N-12 North Sewer Rehab Projects	North Sewer Rehab Projects (03-RMP-N12)		4 th Quarter 2007	Project completed – 4th quarter 2007.
S-08 Industriplex Area Upgrades	Industriplex Area PS 355 and FM Upgrades (99-RMP-S08)		2 nd Quarter 2010	Project completed – 1st quarter 2011.
S-14 Kleinpeter Area Upgrades	Kleinpeter Area Upgrades (03-RMP-S14)		2 nd Quarter 2010	Project completed – 2nd quarter 2009.
S-16 PS 136 Area Upgrades	PS 136 Area Upgrades (99-RMP-S16)		2 nd Quarter 2010	Project completed – 2nd quarter 2010.
*Notes: This project was executed as a combination of two RMAP1 projects				
**Notes: These projects were added as RMAP1 projects by the City/Parish after entry into the Consent Decree				
***Notes: This RMAP1 project was split up into multiple projects for better execution				

RMAP2 Project Descriptions and Schedule for Completion

The City/Parish and CH2M HILL are actively moving forward with the execution of the RMAP2 projects included herein, as outlined in the April 2009 Consent Decree Modification by DOJ, EPA, and LDEQ that adopts the corresponding *Second Remedial Measures Action Plan (RMAP2) Submittal for the Baton Rouge Sanitary Sewer Overflow Control and Wastewater Facilities Program* (September 2008). In addition, the City/Parish is adhering to the revised compliance schedule approved in the (June 2013) *Revised Second Consent Decree Modification* by DOJ, EPA, and LDEQ which formally approves the City/Parish's 4 year extension request which was the focus of the *Modified Request for Time Extension/Modification of the Compliance Schedule in the Approved RMAP2 Submittal* (October 2012). This document was included previously as *Attachment 1:-Revised Second Agreement and Order Regarding the Modification of the Consent Decree* at the end of the 45th Quarterly EPA Report.

In preparing the 2008 report, the locations of known overflows were given the highest priority in order to reduce the frequency of these overflows, in addition to those projects required to get the wastewater treatment plants in compliance with their National Pollution Discharge Elimination System (NPDES) permits. Areas of the collection system that were found to have excessive levels of infiltration or inflow were identified for rehabilitation. Hydraulic capacity improvement projects were sized to accommodate the predicted designed peak wet weather flows and anticipated growth in the project areas. Peak wet weather flows were predicted based on the previously selected/inherited (2002) 2-year frequency, 12-hour duration design storm approved by the EPA prior to 2006. Many of these RMAP2 projects are currently underway due to the very tight schedule required by the Consent Decree. The RMAP2 project milestone schedules are extremely compressed. To this end, given that it takes approximately 2 to 4 years for a typical project to be completed through the pre-design, design, and construction phases, most projects are being worked on simultaneously.

As of March 31, 2014 there are 49 RMAP2 projects functionally completed (ahead of schedule), 32 projects under construction, and 29 projects under design, and the City/Parish is at the peak of construction activities again in this quarter.

The City/Parish is seeing many of the effects from the ramping up of the design and construction activities. In recent quarters, contractor availability and high bid prices have become issues of trepidation; however, in the last quarter this has remained in check. In addition, the capacity of both internal and external support functions is becoming an issue of growing concern, particularly due to the stresses already placed on several key support roles specifically with regards to the City/Parish procurement system, easement and right-of-way acquisition, and state/local permit acquisitions/approvals. All of these support systems are already strained and the peak of RMAP2 work is underway, with no significant drop off expected until mid-2014.

The City/Parish continues documenting the impact of force majeure events that have affected the Baton Rouge Area, such as the threat of the Mississippi River Flood May 20, 2013 and others (including Hurricanes Katrina, Rita, and Gustav, the Gulf of Mexico oil spill, 2011 Mississippi River flood, Tropical Storm Lee, Hurricane Isaac, and other extreme storm events). Last Quarter, a force majeure notification letter was submitted on February 21, 2014 due to a construction issue on the Plank Road-Kleinpeter Road Capacity Project which was determined to be beyond the control of the City/Parish. An underground obstruction was struck during microtunneling activities, and must be removed prior to resuming construction. A copy of this force majeure submittal is provided at the end of the Quarterly EPA Report Executive Summary Section in *Attachment A - Force Majeure Notification Plank Road - Kleinpeter Road Capacity Project*.

The Consent Decree schedule is very demanding and the time lost recently and in the past years from these force majeure events has affected the critical early planning stages of the program, and could potentially affect project schedules and implementation now and into the future. The City/Parish keeps track of these events in regards to their potential effect on schedule and compliance, and also effect on the associated construction costs and contractor availability for RMAP2 project work. The City/Parish will continue to regularly document all RMAP2 project changes related to force majeure events.

The City/Parish and CH2M HILL will continually refine and perform quality control reviews of the hydraulic model of the sewer system, incorporating new information as it becomes available. These on-going refinements may alter the RMAP2 projects to improve their effectiveness. However, with the EPA and LDEQ approval, the City/Parish regularly documents all RMAP2 project changes (scope changes, project additions, project deletions, and schedule changes) in the Quarterly and Annual EPA Reports.

The 2013 Annual Program Delivery Plan (PDP) update has been submitted, reviewed, and approved by City/Parish. Tables 4, 5 and 6 have been updated to reflect any changes associated with this process.

As noted in Table 1, the City/Parish submitted an updated request for time extension (4 years) for the RMAP2 projects listed below on October 23, 2012 included in the document titled *Modified Request for Time Extension/Modification of the Compliance Schedule in the Approved RMAP2 Submittal* which was signed/formalized by DOJ/EPA/LDEQ in June 2013. The City/Parish has incorporated schedule modifications in order to take into account the changes included in the approved 4 year request for time extension. In addition, any other specific project changes since the extension approval or delays are noted in the Tables 4, 5, and 6 in this section.

The RMAP2 projects are separated into three categories with descriptions and schedules provided for all projects, current through March 31, 2014.

Category 1: Comprehensive Sewer Basin Rehabilitation

Based on sewer system digital model analysis and flow monitoring, approximately twenty-six (26) sub-basins within the collection system require comprehensive rehabilitation. Sewer system comprehensive rehabilitation projects will be implemented to repair or replace components of the system that are defective and permit excessive infiltration and inflow.

Table 4 presents the Category 1 comprehensive rehabilitation sub-basin projects and anticipated delivery milestone schedules. Project status summaries are provided for those projects already underway, current through March 31, 2014.

Note that any pump station improvements are included in the projects listed in Category 2, Pump Station and Transmission Improvements on the following pages.

TABLE 4 Updated EPA Consent Decree RMAP Milestones for Category 1 Projects				
	33% Construction Milestone	66% Construction Milestone	100% Construction Milestone	Project Status Summaries
Milestone Date	1 st QTR 2013	2 nd QTR 2015	4 th QTR 2018	
Construction Status	Construction Functionally Complete	Construction Functionally Complete	Construction Functionally Complete	
Project Descriptions RMAP2 Projects				
Jefferson Hwy – HooShooToo Road	✓			Project completed – 3 rd quarter 2009.
Staring Lane – Boone Drive Area Rehabilitation Project	✓			Project completed – 2 nd quarter 2010.
Burbank Drive – Gardere Lane Area Rehabilitation Project	✓			Project completed – 4 th quarter 2010.
Oak Villa –Choctaw Street Area Rehabilitation Project	✓			Project completed – 3 rd quarter 2011.
Scotland Avenue – Progress Road Area Rehabilitation Project	✓			Project completed – 2 nd quarter 2011.

TABLE 4

Updated EPA Consent Decree RMAP Milestones for Category 1 Projects

	33% Construction Milestone	66% Construction Milestone	100% Construction Milestone	Project Status Summaries
Milestone Date	1 st QTR 2013	2 nd QTR 2015	4 th QTR 2018	
Construction Status	Construction Functionally Complete	Construction Functionally Complete	Construction Functionally Complete	
Elm Grove Garden Road – Harding Boulevard Area Rehabilitation Project	✓			Project completed – 3 rd quarter 2011.
Sharp Road – Florida Boulevard Area Rehabilitation Project	✓			Project completed – 3 rd quarter 2012.
Kenilworth Boulevard – Boone Drive Area Rehabilitation Project	✓			Project completed – 3 rd quarter 2012.
Foster Drive - Government Street Area Rehabilitation Project Phase A	✓			Project completed – 4 th quarter 2011.
Foster Drive - Government Street Area Rehabilitation Project Phase B	✓			Project completed – 3 rd quarter 2012.
Silverleaf Road – Ford Street Area Rehabilitation Project	✓			Project completed – 4 th quarter 2012.
Brookstown Road - Evangeline Street Phase I Area Rehabilitation Project	✓			Project completed – 4 th quarter 2012.
Brookstown Road – Evangeline Street Phase II Area Rehabilitation Project	✓			Project completed – 4 th quarter 2012.
Bluebonnet Blvd – Jefferson Hwy Phase I Area Rehabilitation Project		✓		Project completed – 4 th quarter 2012.
Bluebonnet Blvd – Jefferson Hwy Phase II Area Rehabilitation Project		✓		Project completed – 1 st quarter 2013.
Highland Road – Washington Street Area Rehabilitation Project		✓		Project completed—3 rd quarter 2013.
Stanford Avenue – Morning Glory Road Area Rehabilitation Project	✓			Project completed – 4 th quarter 2012.
Airline Highway – Goodwood Blvd Phase I Area Rehabilitation Project		✓		Construction approximately 98% complete and on-going. Note: Additional repairs were added to this project during 3 rd quarter 2013 which are out of scope of the original project and are being tracked separately.
Airline Highway – Goodwood Blvd Phase II Area Rehabilitation Project		✓		Construction is 26% complete and ongoing.
Acadian Thruway – Claycut Road Area Rehabilitation Project		✓		Project completed – 1 st quarter 2013.
Acadian Thruway – Perkins Road Area Rehabilitation Project	✓			Project completed – 4 th quarter 2012.
Antioch Road – Chadsford Drive Area Rehabilitation Project		✓		Construction 7% complete and ongoing.
Jones Creek Road – Tiger Bend Road Area Rehabilitation Project			✓	Advertisement for bids underway; NTP expected early 2 nd Quarter 2014.
Scenic Highway – Spanish Town Road Phase I Area Rehabilitation Project			✓	NTP anticipated mid-2 nd Quarter 2014.
Scenic Highway – Spanish Town Road Phase II Area Rehabilitation Project			✓	Design underway and anticipated to be completed 2 nd Quarter 2014.

TABLE 4

Updated EPA Consent Decree RMAP Milestones for Category 1 Projects

	33% Construction Milestone	66% Construction Milestone	100% Construction Milestone	Project Status Summaries
Milestone Date	1st QTR 2013	2nd QTR 2015	4th QTR 2018	
Construction Status	Construction Functionally Complete	Construction Functionally Complete	Construction Functionally Complete	
Siegen Lane – Interstate 10 Area Rehabilitation Project			✓	Data analysis and data report review underway. Design NTP expected 2 nd Quarter 2014.
Interstate 110 – Hollywood Street Area Rehabilitation Project			✓	Advertisement for bids underway. NTP expected 3 rd Quarter 2014.
Ardenwood Drive – Winbourne Street Area Rehabilitation Project			✓	Data analysis and data report underway. Review expected 2 nd Quarter 2014. Design NTP expected 3 rd Quarter 2014.
Flannery Road – Florida Boulevard Phase I Area Rehabilitation Project			✓	Find work underway.
Flannery Road – Florida Boulevard Phase II Area Rehabilitation Project			✓	Project not started yet.
East Boulevard – Government Street Area Rehabilitation Project			✓	LDEQ design review underway. Advertisement for bids expected to begin 2 nd quarter 2014.
North 38th Street – Gus Young Avenue Area Rehabilitation Project			✓	Project not started yet.

Category 2: Pump Station and Transmission Improvements

The Infoworks digital wastewater model was used to identify necessary increases in capacity of existing gravity trunk sewers, pump stations, and transmission mains in order to accommodate peak wastewater flows remaining in the rehabilitated collection system. Table 5 presents a list of Category 2 projects with corresponding milestone schedules. Project status summaries are provided for those projects already underway, current through March 31, 2014.

TABLE 5				
EPA Consent Decree RMAP2 Milestones for Category 2 Projects				
	33% Construction Milestone	66% Construction Milestone	100% Construction Milestone	Project Status Summaries
Milestone Date	1 st QTR 2013	2 nd QTR 2015	4 th QTR 2018	
Construction Status	Construction Functionally Complete	Construction Functionally Complete	Construction Functionally Complete	
Project Descriptions RMAP2 Projects				
Capitol Lake – Gayosa Street Area Capacity Improvements	✓			Project completed - 2 nd quarter 2012.
Gurney Road - Joor Road	✓			Project completed - 4 th quarter 2009.
Sullivan Rd./Lovett Rd./Wax Rd. Sewer Upgrades	✓			Project completed - 1 st quarter 2011.
Comite Road – Foster Road Sewer Area Upgrades - Phase I	✓			Project completed - 2 nd quarter 2010.
Foster Road – Hooper Road Sewer Area Upgrade	✓			Project completed - 4 th quarter 2010.
Zachary Area Transmission Network Improvements Phase I - 3 Pump Stations and Equalization Basin		✓		Project completed - 1 st quarter 2013.
Zachary Area Transmission Network Improvements Phase II – Red Mud Lakes Forcemain to NWWTP		✓		Construction approximately 18% complete and ongoing.
Zachary Area Transmission Network Improvements Phase III – Forcemain to Highway 964 to Red Mud Lakes		✓		Construction approximately 95% complete and ongoing. Project is on-hold pending coordination with another project though is still projecting to be completed ahead of schedule at this time.
Zachary Area Transmission Network Improvements Phase IV – Zachary Improvements		✓		Project completed - 4 th quarter 2011.
Zachary Area Transmission Network Improvements Phase V – Zachary Improvements			✓	90% design underway.
South Boulevard – St. Joseph Street Sewer Area Upgrades	✓			Project completed - 3 rd quarter 2012.
South Boulevard – St. Joseph Street Sewer Area Upgrades – Phase B			✓	NTP issued 2 nd Quarter 2014.
Downtown Area Pump Station Improvements		✓		Project completed - 3 rd quarter 2012.

TABLE 5

EPA Consent Decree RMAP2 Milestones for Category 2 Projects

	33% Construction Milestone	66% Construction Milestone	100% Construction Milestone	Project Status Summaries
Milestone Date	1 st QTR 2013	2 nd QTR 2015	4 th QTR 2018	
Construction Status	Construction Functionally Complete	Construction Functionally Complete	Construction Functionally Complete	
Highland Road – Buchanan Street Sewer Area Upgrades	✓			Project completed - 4 th quarter 2011.
Citiplace/Essen Area - PS119 & Forcemain Improvements	✓			Project completed - 3 rd quarter 2012.
Group Project 1A (Metro Airport Sewer Upgrades)		✓		Project completed - 2 nd quarter 2013.
Group Project 1B (Metro Airport Sewer Area Pump Station & Forcemain Upgrades)		✓		Construction approximately 70% complete and ongoing.
Perkins/Old Perkins Area - Booster PS 514 Improvements		✓		Project completed - 2 nd quarter 2013.
Group Project 2 (Old Perkins – Highland Road Area Upgrades)	✓			Project completed - 2 nd quarter 2012.
Highland Road – Burbank Drive Capacity Improvements		✓		Construction is approximately 99% complete and ongoing.
Nicholson Drive – Highland Road – Perkins Road Capacity Improvements Phase A		✓		Project completed - 1 st quarter 2012.
Nicholson Drive – Highland Road – Perkins Road Capacity Improvements Phase B		✓		Construction approximately 45% complete and ongoing.
Bayou Duplantier Area Sewer Upgrades		✓		Project completed--3 rd Quarter 2013.
25th Street - North Acadian Thruway	✓			Improvements designed under this project were constructed as part of the Capital Lake-Gayosa Drive Project and the South Blvd.-Saint Joseph Street Project. Please see status updates for the two projects mentioned in this table above.
Government St - South Acadian Thruway Sewer Area Upgrades		✓		Advertisement for bids underway. Bid issue being reviewed by City/Parish at this time.
Plank Road – Kleinpeter Road Sewer Area Upgrades		✓		Construction is approximately 54% complete and ongoing.
O'Neal Lane Pipeline Improvements – Group A		✓		Construction is approximately 12% complete and ongoing.
O'Neal Lane Pipeline Improvements – Group B		✓		Advertisements for bids underway. NTP expected 2 nd quarter 2014.
Multiple PS - Nicholson Dr - Brightside Dr		✓		Construction approximately 48% complete and ongoing.
Pump Station 58 Capacity Improvements		✓		Construction is approximately 75% complete and ongoing.

TABLE 5

EPA Consent Decree RMAP2 Milestones for Category 2 Projects

	33% Construction Milestone	66% Construction Milestone	100% Construction Milestone	Project Status Summaries
Milestone Date	1 st QTR 2013	2 nd QTR 2015	4 th QTR 2018	
Construction Status	Construction Functionally Complete	Construction Functionally Complete	Construction Functionally Complete	
Staring Lane FM (Phase I - Burbank Drive to Highland Road)	✓			
Staring Lane FM (Phase II - Highland road to Perkins Road)		✓		Project completed-4 th quarter 2013.
Staring Lane FM (Phase III - Perkins to PS58)		✓		Project completed-3 rd quarter 2013.
Multiple PS - Jefferson Hwy - Park Forest Dr		✓		Project completed - 3 rd quarter 2012.
Airline Highway Pipeline Improvements			✓	Design completed. Advertisement for bids expected to begin 3 rd quarter 2014.
Multiple PS - Highland Road - Kenilworth Parkway			✓	Design completed. Advertisement for bids underway.
Florida Boulevard Pump Station Improvements			✓	100% design underway and expected to be completed 2 nd quarter 2014.
Plank Road Pump Station Improvements			✓	Design completed. Advertisement for bids underway. NTP expected 2 nd Quarter 2014.
Multiple PS - Highway 61 - Plank Road			✓	90% design underway and expected to be submitted 2 nd quarter 2014.
O'Neal Lane Pump Station Improvements – Group A			✓	NTP issued in 1 st Quarter 2014. Construction expected to begin 2 nd Quarter 2014.
O'Neal Lane Pump Station Improvements – Group B			✓	Advertisement for bids underway. NTP expected 2 nd quarter 2014.
Sherwood Forest Blvd – Goodwood Blvd Pipeline Improvements			✓	100% design underway and expected to be submitted 2 nd quarter 2014.
Joor Road - Greenwell Springs Road Sewer Area Upgrades			✓	Final design underway and expected to be submitted 2 nd quarter 2014.
Plank Road - Port Hudson Pride Road Sewer Area Upgrades			✓	Design completed. Advertisement for bids expected to be underway 3 rd quarter 2015.
Highland Road Pipeline Improvements - Group A			✓	Design completed. Advertisement for bids expected to be underway 2 nd quarter 2014.
Highland Road Pipeline Improvements - Group B			✓	Final design submitted. Advertisement for bids expected to be underway 2 nd quarter 2014.
Oak Villa Boulevard - Monterey Boulevard Sewer Area Upgrades			✓	Design completed. Advertisement for bids expected to be underway 3 rd Quarter 2014.
Lovett Road – Greenwell Springs Road Sewer Area Upgrades – Group A			✓	90% design underway and expected to be submitted 2 nd quarter 2014.
Lovett Road – Greenwell Springs Road Sewer Area Upgrades – Group B			✓	90% design underway and expected to be submitted 2 nd quarter 2014.

TABLE 5

EPA Consent Decree RMAP2 Milestones for Category 2 Projects

	33% Construction Milestone	66% Construction Milestone	100% Construction Milestone	Project Status Summaries
Milestone Date	1st QTR 2013	2nd QTR 2015	4th QTR 2018	
Construction Status	Construction Functionally Complete	Construction Functionally Complete	Construction Functionally Complete	
Hooper Road Pump Station Improvements			✓	Design completed. Advertisement for bids expected to be underway 3 rd quarter 2014.
Multiple PS - Prescott Rd - Greenwell Springs Rd			✓	Final design underway and expected to be done 2 nd quarter 2014.
Multiple PS - Burbank Drive - Siegen Lane			✓	Advertisement for bids expected to be underway 2 nd quarter 2014.
Pump Station 42 Improvements		✓		Construction is approximately 25% complete and ongoing.
Pump Station 42 Forcemain - Phase I		✓		Construction is approximately 98% complete and ongoing.
Pump Station 42 Forcemain - Phase II		✓		Construction is approximately 85% complete and ongoing.
Central Consolidated Pump Stations		✓		Construction is approximately 95% complete and ongoing.
Central Consolidated Forcemains – Phase I		✓		Project complete--3rd quarter 2013.
Central Consolidated Forcemains – Phase II		✓		Construction is approximately 86% complete and ongoing.

Category 3: Wastewater Treatment and Storage

This category of projects includes wet weather improvements at the City/Parish wastewater treatment plants (WWTP's), as well as storage facilities throughout the service area.

Presently, there are not any RMAP2 projects that have been identified at the North WWTP. Also, the existing Central WWTP has insufficient flows to justify the cost of renovation and upgrading for future requirements, and will be retired when the RMAP2 projects are completed at the South WWTP. Flows predicted for the current Central service area will be diverted to the South WWTP.

Wastewater Treatment Projects that are part of RMAP2 submittal are summarized below:

- Immediate Action Plan (IAP) South WWTP Project that includes screening, trickling filter recirculation pumping, primary treatment improvements, and bio-solids thickening improvements.
- Phase 1 Improvements at the South WWTP for Wet Weather Flow including influent pumping, screening and grit removal for a predicted flow of 345 MGD. Phase 1 also includes 64 million gallons of equalization storage at the South WWTP.
- Phase 2 Improvements at the South WWTP include wet weather flow treatment with a peak capacity of 200 MGD (as previously approved in the November 2006 RMAP2).

In addition, there are two storage projects sized to reduce peak flows to existing North WWTP that are listed below and depicted as well in Table 6:

- Choctaw Storage Facility
- Hooper Storage Facility

These storage projects are part of the transmission system which permits retainage of wet weather peak flows. All five (5) total projects in this Category are already underway. The details of the wastewater treatment and storage projects are listed in Table 6 below, and are current through March 31, 2014.

Table 6				
EPA Consent Decree RMAP2 Milestones for Category 3 Projects				
	33% Construction Milestone	66% Construction Milestone	100% Construction Milestone	Project Status Summaries
Milestone Date	1st QTR 2013	2nd QTR 2015	4th QTR 2018	
Construction Status	Construction Functionally Complete	Construction Functionally Complete	Construction Functionally Complete	
Project Descriptions RMAP2 Projects				
Choctaw Storage and Pump Station Facility		✓		Project completed – 3rd quarter 2013.
Hooper Storage Facility		✓		Construction approximately 26% complete and ongoing.
South WWTP IAP (Consolidated – Screening, Primary Treatment, Trickling Filter Recirculation, Sludge Handling)	✓			Project completed - 2nd quarter 2011.
South WWTP IAP (Effluent Pumping Improvements)	✓			Project completed - 1st quarter 2008.

	33% Construction Milestone	66% Construction Milestone	100% Construction Milestone	Project Status Summaries
Milestone Date	1st QTR 2013	2nd QTR 2015	4th QTR 2018	
Construction Status	Construction Functionally Complete	Construction Functionally Complete	Construction Functionally Complete	
SWWTP Wet Weather Improvements -Phase I		✓		Project completed - 2nd quarter 2013.
SWWTP Wet Weather Improvements - Phase II (PDP portion)		✓		Construction is approximately 74% complete and ongoing.

Additional Projects Outside of Consent Decree

This category of projects is composed of several additional projects the City/Parish has agreed to implement not presently included/tracked by the RMAP2 Consent Decree Compliance Schedule, and specifically includes wet weather improvements at the City/Parish wastewater treatment plants (WWTP's), as well as storage facilities throughout the service area. Many of these projects will greatly improve the operation and maintenance of the wastewater collection system, WWTP's, and storage facilities. Specifically included in this group of projects are both the SCADA Project and the Standby Power Program, which will help optimize the overall operation of the treatment facilities and pump stations, while minimizing risks associated with SSOs. All of these additional projects are summarized below and project statuses are provided in Table 7. Note that the schedule below is based upon time (number or months) from extension approval for the projects involving the NWWTP.

	Scheduled Start	Scheduled Finish	Project Status Summary
NWWTP Master Plan Project #1 – WWTP Improvements	Project Underway	Design – 18 months from start Construction – 3 years from design finish	Design engineer selection completed. Design NTP expected in 2 nd quarter 2014.
NWWTP Master Plan Project #2 – Sustainability Projects	Project Underway	Design – 18 months from start Construction – 3 years from design finish	Design NTP issued. 30% design submitted and under review.
NWWTP Master Plan Project #3 (Public Project) – Plant Buffer	6 months from Extension approval	Design and Land Purchase – 1 year from start Construction – 1 year from design finish	Land acquisition is underway. RFQs for design expected to be underway in 4 th quarter 2014.
SWWTP Wet Weather Improvements – Phase II (Master Plan portion)	Project Underway	Proposed completion by 1 st quarter 2015	Construction is approximately 74% complete and ongoing.

Table 7			
Proposed Schedule for Projects Outside of Consent Decree			
	Scheduled Start	Scheduled Finish	Project Status Summary
SWWTP Master Plan Project – Buffer Area	Project Underway	Proposed completion by 4 th quarter 2016	Design NTP issued; design ongoing.
Sewer System and WWTP Stand-by Power Program	Project Underway	Completion of SSO Program	Installation approximately 70% and on-going.
SCADA (Collection System, Operations Data and Control Center)	Project Underway	Completion of SSO Program	NTP issued. Construction 11% complete and ongoing.
Choctaw Sewer Collection Maintenance Facility	Project Underway	Proposed completed by 3 rd quarter 2016	This project has had a name change and major scope change/increase due to reorganization of DPW, and is now called the "Environmental Services Facility". The design is approximately 90% complete and ongoing.
NWWTP Odor Control Project	Complete	Complete	Project completed – 4th quarter 2010.
Comite –Foster Road Sewer Area Upgrades - Phase II	Complete	Complete	Project completed - 1st quarter 2011.
Zachary Area Transmission Network Improvements Phase V – Zachary Improvements	Project Underway	Expected to be completed by 3 rd quarter 2015.	90% design review underway. Design on-going.
South Boulevard – Saint Joseph Street Phase B	Project Underway	Expected to be completed by 4 th quarter 2014.	NTP issued 2 nd Quarter 2014.
Central WWTP Decommissioning Project	4 th quarter 2014	Expected to be completed by 2 nd quarter 2017.	Project not started.

Status of Other Consent Decree Requirements

Consent Decree Section XV - Outreach and Public Awareness Plan requires the City/Parish DPW to implement and follow the Outreach and Public Awareness Program Plan attached in Exhibit H of the Consent Decree. The Outreach and Public Awareness Program Plan was updated in December 2007 and has been completed and reviewed/approved by the City/Parish and can be found in *Attachment 1: Updated Outreach and Public Awareness Plan and RMAP1 Completion Report* located at the end of the 36th Quarterly EPA Report.

Outreach and Public Awareness Program Plan implementation efforts have been on-going. Public information tools such as the website are being continuously updated with new information about the program, public meetings, project information (including monthly and quarterly progress reports detailing the status of the projects), regulatory information and associated reference documents, and news articles about the SSO Control and Wastewater Facilities Program, etc. Fact sheets and brochures have also been developed that can be accessed via the website, and have been handed out during the public meetings, that describes pertinent information and aspects about the Program. Additionally, prior to any field work in areas, informational door hangers are also hung on those homes where inspection work will be taking place.

Also the SSO Control and Wastewater Facilities Program Monthly and Quarterly Progress Reports have been made available and distributed to the public. Until now, they have been, and still are, posted on the website

for the public to download at their convenience and are always distributed to City/Parish and DPW staff. The plan is for these reports to continue to be distributed to those on the master list and posted on the website; in addition they will also be handed out or mailed to anyone who requests them throughout the duration of the SSO Control and Wastewater Facilities Program.

SSO program communications continue to provide City/Parish residents with time critical information on SSO Control and Wastewater Facility Program projects, educational information on SSOs, and updates on the status of the Program and related projects. In close collaboration with the Office of the Mayor-President and the Department of Public Works, the Program has initiated a construction communication outreach component to complement the Program's current communication activities. The Program Communication Team has designed and distributed a variety of outreach materials. A telephone hotline for residents to call with questions was developed and coordination between the SSO Program and the Parish's 311 call center was established. Additionally, materials including information letters and handouts, door hangers announcing road closures, were developed and are continuing to be distributed.

During the last quarter ending March 31, 2014 the following outreach and public awareness activities took place:

February 2014

February 4, 2014: The SSO Program hosted 6 students from the Scotlandville Magnet High School Academy of Engineering. Students were educated on the SSO Program's purpose and participated in meaningful job shadowing experiences with several Program team members to better understand how the field of Engineering is incorporated in the daily tasks and processes of the program. The students and several team members also had the privilege to meet with Mayor Holden, City of Baton Rouge- Parish of East Baton Rouge, to discuss the history of the SSO Program and the value program engineers have added to the city through cutting cost, ensuring quality, and keeping the program on schedule.

February 17, 2014: Several program representatives provided a presentation to approximately 20 students at Kenilworth Middle School. The presentation included engineering outreach and background data on the SSO Program.

February 19, 2014: SSO Program representatives visited Mentorship Academy to provide information on the SSO Program and the field of engineering, to approximately 15 high school students. A fact sheet on the SSO Program was also provided.

February 20, 2014: Approximately 160 Scotlandville Middle Magnet School students were provided information on water resources and the SSO Program. Students were educated on everyday behaviors that keep our sewer system working properly. Handouts were also provided diagramming the sewer system highlighting common issues and how they can be avoided.

February 20, 2014: The SSO Program along with the City of Baton Rouge's Wastewater Collections Department hosted over 30 students from the Scotlandville Magnet High School Academy of Engineering to participate in a tour of the Central Wastewater Treatment Plant. Students toured the entire plant and were able to view each individual process and receive a better understanding on its importance in the sewage system as a whole. Students were also educated on the planned closure of the plant as part of the SSO Program, as the upgrading of the South Wastewater treatment plant and installation of Pump Station 42 will cover its current operation.

February 21, 2014: SSO Program representatives presented information to approximately 90 9th- 11th grade students at Lee High School on the status of the SSO Program. The presentation was followed by a question & answer session about the SSO Program and general engineering profession questions.

March 2014

March 19, 2014: SSO Program representatives were invited to a Santa Maria Property Owner's Association board meeting to provide an update on the Nicholson Highland Perkins Phase B project in the area. Representatives provided general information such as the purpose of the SSO Program and the types of projects being undertaken by the City/Parish. Project specific information included current location of work in the Santa Maria area, construction work hours to be expected, and timelines for construction and restoration activities. Also proper channels for addressing issues and concerns were also explained and encouraged. Public Information cards were also distributed which provided additional information regarding the project.

Attachment A

Force Majeure Notification

Plank Road-Kleinpeter Road Capacity Project

February 21, 2014



Department of Public Works

City of Baton Rouge
Parish of East Baton Rouge

Post Office Box 1471
Baton Rouge, La 70821

February 21, 2014

CERTIFIED – RETURN RECEIPT REQUESTED

Mr. Michael T. Donnellan
U.S. Department of Justice
P.O. Box 7611
Washington, D.C. 20044-7611

Ms. Mona Tates (6EN-WM)
U.S. Environmental Protection Agency, Region 6
1445 Ross Avenue, Suite 1200
Dallas, TX 75202-2733

Ms. Peggy Hatch
Louisiana Department of Environmental Quality
602 N. Fifth Street
Baton Rouge, LA 70802

Re: City of Baton Rouge and Parish of East Baton Rouge
Consent Decree-Civil Action No. 01-978-B-M3
Notice of Force Majeure Event – RMAP2 Plank Road – Kleinpeter Road Capacity Project

Gentlemen:

In conformance with the *Force Majeure* provision included in *Section XXII – Force Majeure* of the *Consent Decree*, this letter will serve as the formal notification by the City of Baton Rouge and Parish of East Baton Rouge (City/Parish) to the Department of Justice (DOJ), Environmental Protection Agency (EPA), and Louisiana Department of Environmental Quality (LDEQ) that a force majeure event has taken place. During construction of the **Plank Road - Kleinpeter Road Sewer Area Upgrades** capacity project, a project identified as a part of the Second Remedial Measures Action Plan (RMAP2), the City/Parish asserts that an issue has recently arose beyond the control of the City/Parish which is summarized herein.

While a new sewer gravity main was being installed along Plank Road, an unexpected obstruction was encountered by the driller installing the pilot pipe during the first phase of installation by micro-tunneling. While the pilot pipe installation was not able to provide any video confirmation of the obstruction, the difference in resistance to the drilling was quite noticeable to the machine operator. Therefore, the change in resistance during drilling was logged and the construction manager was made aware of this in order to allow time for a subsequent investigation of the resistance difference. Just last week, the location of a subsurface element was confirmed on February 13, 2014 by augering in four discrete locations which confirmed the presence of a solid obstacle/obstruction in the path of the micro-tunneling operation. At this time it is still unknown as to what the “obstruction” specifically is and until confirmed, the City/Parish won’t know the exact schedule implication of this force majeure event.

February 21, 2014

LDEQ has already been notified of the underground obstruction, and at this time LDEQ's underground storage tank database does not have a record of an underground storage tank at this specific location. However, discussions with LDEQ have indicated that if the solid obstruction is confirmed to be an underground storage tank, that there will be further activities and time needed for the City/Parish to handle associated with resolving this issue.


These pending activities along Plank Road necessitate ceasing micro-tunneling construction in this specific location only until the obstruction is able to be dug out, identified, and disposed of properly. However, the construction contractor is actually able to continue with pipe installation for this project upstream of this location, and should be able to come back and pick up micro-tunneling activities once the obstruction is removed. After alternatives were reviewed, the City/Parish has decided at this time to purchase the property in the location of the obstruction, with this option allowing them to resume construction in the area as quickly as possible. Additionally it allows the City/Parish to have direct control over the obstruction's removal and disposal activities. The City/Parish has already begun the purchase of this property. A project status update of this work will be provided in the next Quarterly EPA Report.

As of December 31, 2013, the **Plank Road – Kleinpeter Road Sewer Area Upgrades project** was approximately 40% complete with construction, and was projected to meet its EPA milestone schedule of June 30, 2015. At this time with the information available, the City/Parish anticipates the length of delay associated with this force majeure event to be approximately **90 days**. However, the City/Parish reserves the right to submit for additional time in order to increase the length of delay if justified, once the identity of the obstruction is confirmed.


February 21, 2014

I certify that the information contained in or accompanying this document is true, accurate and complete. As to identified portions of this document for which I cannot personally verify their truth and accuracy, I certify as the official having supervisory responsibility for the persons who, acting under my direct instructions, made the verification, that this is true, accurate and complete.

Sincerely,



David Guillory
Director of Public Works



Robert Abbott
Senior Assistant Parish Attorney

Cc: Honorable Melvin L. "Kip" Holden, Mayor-President
Mr. William B. Daniel, IV, Chief Administrative Officer
Dr. Al Amendariz, US EPA REGION 6 Administrator
Mr. Carlos Zequeira, US EPA (6RC-EA)
Ms. Gladys Gooden-Jackson, US EPA (6EN-WC)
Mr. Ted Broyles, LDEQ
Mr. Bruce Hammatt, LDEQ
Mr. Harold Leggett, LDEQ
Ms. Mary Roper, Parish Attorney
Mr. Bryan Harmon, DPW
Mr. Jim Ferguson, DPW
Mr. Mark LeBlanc, DPW
Mr. Joshua Crowe, CH2MHILL

Baton Rouge 2002 Consent Decree Quarterly Report
Preventive Maintenance Plan Summary Totals
January 1 - March 31, 2014

Summary of Activities	1st Quarter (48)		2nd Quarter (49)		3rd Quarter (50)		4th Quarter (51)		Totals		
	44th Quarterly Total	Cum. % Complete	45th Quarterly Total	Cum. % Complete	46th Quarterly Total	Cum. % Complete	47th Quarterly Total	Cum. % Complete	Cum. Annual Total	Cum. % Complete	Annual Goal
Gravity Collection System (8,510,000ft/38,000MH)											
Lines Cleaned (ft)	126,698	22%	0	22%	0	22%	0	22%	126,698	22%	570,000
CCTV Inspected (ft)	61,871	11%	0	11%	0	11%	0	11%	61,871	11%	570,000
Smoke Tested (ft)	74,637		0		0		0		74,637		-----
Smoke Tested (no. of locations)	1		0		0		0		1		-----
Dye Water Flooded (no. of locations)	1		0		0		0		1		-----
Manholes Inspected (no.)	38	2%	0	2%	0	2%	0	2%	38	2%	2,500
Lines Repaired (no.)	440		0		0		0		440		-----
MH Rehabbed (no.)	67		0		0		0		67		-----
Force Mains (240 miles)											
Visual Surface Inspection (miles)	45.5	38%	0.0	38%	0.0	38%	0.0	38%	45.5	38%	120
Repaired (no.)	118		0		0		0		118		-----
Air Release Valves (604)											
Inspected/Maintained	232	24%	0	24%	0	24%	0	24%	232	24%	968 to 1,200
Repaired (no.)	116		0		0		0		116		-----
Pump & Lift Stations (421)											
Inspections (no.)	18,174	40%	0	40%	0	40%	0	40%	18,174	40%	45,136
Wet wells cleaned	113		0		0		0		113		-----
Repaired (no.)	27		0		0		0		27		-----
Peak Flow Storage Facilities (2)											
Little Peak site visits - Decommissioned	0	0%	0	0%	0	0%	0	0%	0	0%	104
Big Peak site visits - Decommissioned	0	0%	0	0%	0	0%	0	0%	0	0%	104

Bold is percentage complete strived for on a quarterly basis that was not met.

25% 50% 75% 100%

**Baton Rouge 2002 Consent Decree Quarterly Report
Preventive Maintenance Plan Summary Totals
January 1 - March 31, 2014**

North Plant- LA0036439

Summary of Activities	1st Quarter (EPA Report No. 48)						2nd Quarter (EPA Report No. 49)										
	WWC (w/AMP)		WWC-PS		Field Engr.		Quarterly Total		*Cum. % Complete		Field Engr.		Quarterly Total		*Cum. % Complete		
	(Rout.)	(Corr.)	(Rout.)	(Corr.)	(Rout.)	(Rout.)	(Rout.)	(Rout.)	(Rout.)	(Corr.)	(Rout.)	(Rout.)	(Rout.)	(Rout.)	(Rout.)	(Rout.)	(Rout.)
Gravity Collection System																	
(2,460,000ft/10,640MH)																	
Lines Cleaned (ft)		29,000			20,484	49,484										0	9%
CCTV Inspected (ft)					20,484	20,484										0	4%
Smoke Tested (ft)					44,981	44,981										0	
Smoke Tested (no. of locations)						0										0	
Dye Water Flooded (no. of locations)						0										0	
Manholes Inspected (no.)					5	5										0	0%
Lines Repaired (no.)		44				44										0	
MH Rehabbed (no.)		3			54	57										0	
Force Mains (120 miles)																	
Visual Surface Inspection (miles)					28.8	28.8										0	24%
Repaired (no.)						9										0	
Air Release Valves (335)																	
Inspected/Maintained					144	144										0	15%
Repaired (no.)						79										0	
Pump & Lift Stations (141)																	
Inspections (no.)					6,591	6,591										0	15%
Wet wells cleaned					56	56										0	
Repaired (no.)						16										0	

Rout.-Routine Maintenance
Corr.-Corrective Maintenance

**Baton Rouge 2002 Consent Decree Quarterly Report
Preventive Maintenance Plan Summary Totals
January 1 - March 31, 2014**

Central Plant-LA0036421

Summary of Activities	1st Quarter (EPA Report No. 48)						2nd Quarter (EPA Report No. 49)							
	WWC (w/AMP)		WWC-PS		Field Engr.	Quarterly Total	*Cum. % Complete	WWC (w/AMP)		WWC-PS		Field Engr.	Quarterly Total	*Cum. % Complete
	(Rout.)	(Corr.)	(Rout.)	(Corr.)	(Rout.)	(Rout.)		(Rout.)	(Corr.)	(Rout.)	(Corr.)	(Rout.)	(Rout.)	
Gravity Collection System (1,410,000ft/5,760MH)														
Lines Cleaned (ft)		13,000			3,177	16,177	3%					0	0	3%
CCTV Inspected (ft)					3,177	3,177	1%					0	0	1%
Smoke Tested (ft)					3,328	3,328						0	0	
Smoke Tested (no. of locations)					1	1						0	0	
Dye Water Flooded (no. of locations)					1	1						0	0	
Manholes Inspected (no.)					13	13	1%					0	0	1%
Lines Repaired (no.)		27			4	31						0	0	
MH Rehabbed (no.)		1				1						0	0	
Force Mains (10 miles)														
Visual Surface Inspection (miles)						0.7	1%					0.0	0.0	1%
Repaired (no.)												0	0	
Air Release Valves (18)														
Inspected/Maintained						8	1%					0	0	1%
Repaired (no.)						3						2	0	
Pump & Lift Stations (21)														
Inspections (no.)						780	2%					780	0	2%
Wet wells cleaned						5						5	0	
Repaired (no.)												0	0	

Rout.-Routine Maintenance
Corr.-Corrective Maintenance

**Baton Rouge 2002 Consent Decree Quarterly Report
Preventive Maintenance Plan Summary Totals
October 1 - Dec. 31, 2013**

South Plant-LA0036412

Summary of Activities	1st Quarter (EPA Report No. 48)						2nd Quarter (EPA Report No. 49)						
	WWC (w/AMP)		WWC-PS		Field Engr.	Quarterly Total	WWC (w/AMP)		WWC-PS		Field Engr.	Quarterly Total	*Cum. % Complete
	(Rout.)	(Corr.)	(Rout.)	(Corr.)	(Rout.)		(Rout.)	(Corr.)	(Rout.)	(Corr.)	(Rout.)		
Gravity Collection System (4,640,000ft/21,580MH)													
Lines Cleaned (ft)		20,000				41,037						61,037	11%
CCTV Inspected (ft)						38,210						38,210	7%
Smoke Tested (ft)					3,179	23,149						26,328	
Smoke Tested (no. of locations)						0						0	
Dye Water Flooded (no. of locations)						0						0	
Manholes Inspected (no.)					9	11						20	1%
Lines Repaired (no.)	78					287						365	
MH Rehabbed (no.)	6					3						9	
Force Mains (110 miles)													
Visual Surface Inspection (miles)						16.0						16.0	13%
Repaired (no.)	1					108						109	
Air Release Valves (251)													
Inspected/Maintained						80						80	8%
Repaired (no.)						32						32	
Pump & Lift Stations (259)													
Inspections (no.)						10,803						10,803	24%
Wet wells cleaned						52						52	
Repaired (no.)						11						11	
Peak Flow Storage Facilities (2)													
Little Peak site visits-Decommissioned												0	0%
Big Peak site visits- Decommissioned												0	0%

Rout.-Routine Maintenance
Corr.-Corrective Maintenance

Part A:
**Cross Connection
Elimination Plan**

**Baton Rouge Consent Decree Quarterly Report
 Part A - Cross Connection Elimination Plan**

Requirement: Pursuant to Paragraph 16, Section VIII of the Consent Decree, if the City/Parish identifies any Cross Connection in the Collection System, it shall be permanently sealed or eliminated within 30 days of identification or if the City/Parish elects to have the work performed by a contractor, within 60 days of identification.

Summary of Activities

No cross connections were discovered and removed during this quarter. There is no anticipated non-compliance. During the reporting period approximately 74,637 linear feet of sewer was smoke tested to identify violations of City/Parish ordinances regarding private cross connections. No private cross connections were identified. There were no exceptions in enforcing the ban on private cross connections.

Summary	North Plant LA0036439 AI# 4843	Central Plant LA0036421 AI# 4842	South Plant LA0036412 AI# 4841	Total
Total No. of Cross Connections Identified:	0	0	0	0
Total No. of Cross Connections Eliminated:	0	0	0	0
Total No. of Private Cross Connections Identified:	0	0	0	0
Total No. of Private Cross Connections Eliminated:	0	0	0	0

Part A – Cross Connection Elimination Plan

Summary of Cross Connections Identified						
Number	Date Identified	Location	Private (Y/N)	Current Status	Notice Date	Date Eliminated
North Plant (LA0036439 AI# 4843)						
1						
2						
3						
Central Plant (LA0036421 AI# 4842)						
1						
2						
3						
South Plant (LA0036412 AI# 4841)						
1						
2						
3						

The City/Parish [is] [is not] in compliance with Section VIII Elimination of Cross Connections for the period 01/1/14 to 03/31/14. If not, see comments above.

Part B:
Preventive Maintenance
Program (PMP)

Baton Rouge Consent Decree Quarterly Report Part B - Preventive Maintenance Program (PMP)

Requirement: Pursuant to Exhibit I of the Consent Decree, the City/Parish shall report compliance and include a brief narrative summary of activities related to compliance and/or non-compliance with the Preventive Maintenance Program during the reporting period. In accordance with the Collection System Preventive Maintenance Plan, Paragraph 1.4, specific activities performed related to collection system preventive maintenance will be reported to the EPA and LDEQ on a quarterly basis.

Summary of Activities

During the reporting period the City/Parish Department of Public Works staff, have followed our standard operating procedures, and continued to follow the equipment manufacturers' recommended operation and maintenance requirements, as referenced in the Collection System Preventive Maintenance Plan. A summary of the collection system preventive maintenance activities for this reporting period is provided in the table on page B-2. As indicated, the primary preventive maintenance activity is inspection of facilities, including gravity sewers (through CCTV), manholes, ARVs and other facilities. Quarterly goals for specific activities identified in the Collection System Preventive Maintenance Plan were not achieved this quarter. The percentages of lines cleaned, lines CCTV Inspected, manholes inspected, and air release valves inspected did not reach the 1st quarter goal of 25%. We will increase the inspection quantities required on the Physical Inspection project for the next quarter. We do not anticipate any non-compliance related to preventive maintenance activities in the future. Note that the gravity system preventative maintenance activities are tied to the design schedules of the RMAP2 Submittal Category 1- Comprehensive Rehabilitation Projects.

We provided information for each treatment plant service area and have identified whether the activity was routine (standard preventive maintenance) or corrective (in response to a particular complaint or perceived problem) in nature.

There were no problems encountered or deficiencies identified in the Preventive Maintenance Program plans.

Part B - Preventive Maintenance Program (PMP)

Summary of Collection System Activities

	Quarterly Total Jan.-Mar. 2014	Cumulative 2014 Annual Total	2014 Annual Goal
Gravity Collection System (8,510,000ft/38,000MH)			
Lines Cleaned (ft)	126,698	126,698	570,000
CCTV Inspected (ft)	61,871	61,871	570,000
Smoke Tested (ft)	74,637	74,637	----
Smoke Tested (no. of locations)	1	1	----
Dye Water Flooded (no. of locations)	1	1	----
Manholes Inspected (no.)	38	38	2,500
Lines Repaired (no.)	440	440	----
MH Rehabbed (no.)	67	67	----
Force Mains (240 miles)			
Visual Surface Inspection (miles)	45.5	45.5	120
Repaired (no.)	118	118	----
Air Release Valves (604)			
Inspected / Maintained	232	232	960 to 1,200
Repaired (no.)	116	116	----
Pump & Lift Stations (421)			
Inspections (no.)	18,174	18,174	45,136
Wet wells cleaned	113	113	----
Repaired (no.)	27	27	----
Peak Flow Storage Facilities (2)			
Little Peak site visits- Decommissioned	n/a	n/a	104
Big Peak site visits- Decommissioned	n/a	n/a	104

**Attached are separate Collection System Activity Sheets for each Treatment Plant Service Area.

The City/Parish [is] [is not] in compliance with Section IX Preventive Maintenance Program Plan for the period 01/1/14 to 03/31/14. If not, see comments above.

Baton Rouge Consent Decree Quarterly Report Part B - Preventive Maintenance Program (PMP)

Requirement: Pursuant to Exhibit I of the Consent Decree, the City/Parish shall report compliance and include a brief narrative summary of activities related to compliance and/or non-compliance with the Preventive Maintenance Program during the reporting period. In accordance with the Collection System Preventive Maintenance Plan, Paragraph 1.4, specific activities performed related to collection system preventive maintenance will be reported to the EPA and LDEQ on a quarterly basis.

Summary of Activities

During the reporting period the City/Parish Department of Public Works staff, have followed our standard operating procedures, and continued to follow the equipment manufacturers' recommended operation and maintenance requirements, as referenced in the Collection System Preventive Maintenance Plan. A summary of the collection system preventive maintenance activities for this reporting period is provided in the table on page B-2. As indicated, the primary preventive maintenance activity is inspection of facilities, including gravity sewers (through CCTV), manholes, ARVs and other facilities. Quarterly goals for specific activities identified in the Collection System Preventive Maintenance Plan were not achieved this quarter. The percentages of lines cleaned, lines CCTV Inspected, manholes inspected, and air release valves inspected did not reach the 1st quarter goal of 25%. We will increase the inspection quantities required on the Physical Inspection project for the next quarter. We do not anticipate any non-compliance related to preventive maintenance activities in the future. Note that the gravity system preventative maintenance activities are tied to the design schedules of the RMAP2 Submittal Category 1- Comprehensive Rehabilitation Projects.

We provided information for each treatment plant service area and have identified whether the activity was routine (standard preventive maintenance) or corrective (in response to a particular complaint or perceived problem) in nature.

There were no problems encountered or deficiencies identified in the Preventive Maintenance Program plans.

Part B - Preventive Maintenance Program (PMP)

Summary of Collection System Activities

	Quarterly Total Jan.-Mar. 2014	Cumulative 2014 Annual Total	2014 Annual Goal
Gravity Collection System (8,510,000ft/38,000MH)			
Lines Cleaned (ft)	126,698	126,698	570,000
CCTV Inspected (ft)	61,871	61,871	570,000
Smoke Tested (ft)	74,637	74,637	---
Smoke Tested (no. of locations)	1	1	---
Dye Water Flooded (no. of locations)	1	1	---
Manholes Inspected (no.)	38	38	2,500
Lines Repaired (no.)	440	440	---
MH Rehabbed (no.)	67	67	---
Force Mains (240 miles)			
Visual Surface Inspection (miles)	45.5	45.5	120
Repaired (no.)	118	118	---
Air Release Valves (604)			
Inspected / Maintained	232	232	960 to 1,200
Repaired (no.)	116	116	---
Pump & Lift Stations (421)			
Inspections (no.)	18,174	18,174	45,136
Wet wells cleaned	113	113	---
Repaired (no.)	27	27	---
Peak Flow Storage Facilities (2)			
Little Peak site visits- Decommissioned	n/a	n/a	104
Big Peak site visits- Decommissioned	n/a	n/a	104

**Attached are separate Collection System Activity Sheets for each Treatment Plant Service Area.

The City/Parish [is] [is not] in compliance with Section IX Preventive Maintenance Program Plan for the period 01/1/14 to 03/31/14. If not, see comments above.

**Part B – Preventive Maintenance Program (PMP)
Summary of Activities by Treatment Plant Service Area**

North Plant (LA0036439 AI# 4843)

	<u>Routine Maintenance</u>	<u>Corrective Maintenance</u>	<u>Quarterly Total Jan.– Mar. 2014</u>
Gravity Collection System (2,460,000ft/10,640MH)			
Lines Cleaned (ft)	20,484	29,000	49,484
CCTV Inspected (ft)	20,484	0	20,484
Smoke Tested (ft)	44,981	0	44,981
Smoke Tested (no. of locations)	0	0	0
Dye Water Flooded (no. of locations)	0	0	0
Manholes Inspected (no.)	5	0	5
Lines Repaired (no.)	0	44	44
MH Rehabbed (no.)	54	3	57
Force Mains (120 miles)			
Visual Surface Inspection (miles)	28.8	0.0	28.8
Repaired (no.)	9	0	9
Air Release Valves (335)			
Inspected / Maintained	144	0	144
Repaired (no.)	0	79	79
Pump & Lift Stations (141)			
Inspections (no.)	6,591	0	6,591
Wet wells cleaned	56	0	56
Repaired (no.)	0	16	16

Routine Maintenance - Day to day maintenance work or operational activities carried out on a regular basis, to keep the collection system operating properly. Generally routine maintenance consists of visual, mechanical, electrical, and electronic checks to ensure proper functioning of equipment. Routine maintenance also consists of sewer cleaning; smoke testing, dye water flooding, manhole inspection, and CCTV inspection.

Corrective Maintenance - Maintenance that is required to restore an item to a specified, working order/condition, which is normally initiated as a result of a scheduled or routine inspection. Generally corrective maintenance consists of rehabilitation of gravity lines, manholes, force mains, etc. and generally in conjunction with system inspection activities. Corrective maintenance also consists of repairing or replacing a failed structure such as a pump station or storage facility.

**Part B – Preventive Maintenance Program (PMP)
Summary of Activities by Treatment Plant Service Area**

Central Plant (LA0036421 AI# 4842)

	<u>Routine Maintenance</u>	<u>Corrective Maintenance</u>	<u>Quarterly Total Jan.– Mar. 2014</u>
Gravity Collection System (1,410,000ft/5,760MH)			
Lines Cleaned (ft)	3,177	13,000	16,177
CCTV Inspected (ft)	3,177	0	3,177
Smoke Tested (ft)	3,328	0	3,328
Smoke Tested (no. of locations)	1	0	1
Dye Water Flooded (no. of locations)	1	0	1
Manholes Inspected (no.)	13	0	13
Lines Repaired (no.)	4	27	31
MH Rehabbed (no.)	0	1	1
Force Mains (10 miles)			
Visual Surface Inspection (miles)	0.7	0	0.7
Repaired (no.)	0	0	0
Air Release Valves (18)			
Inspected / Maintained	8	0	8
Repaired (no.)	2	3	5
Pump & Lift Stations (21)			
Inspections (no.)	780	0	780
Wet wells cleaned	5	0	5
Repaired (no.)	0	0	0

Routine Maintenance - Day to day maintenance work or operational activities carried out on a regular basis, to keep the collection system operating properly. Generally routine maintenance consists of visual, mechanical, electrical, and electronic checks to ensure proper functioning of equipment. Routine maintenance also consists of sewer cleaning, smoke testing, dye water flooding, manhole inspection, and CCTV inspection.

Corrective Maintenance - Maintenance that is required to restore an item to a specified, working order/condition, which is normally initiated as a result of a scheduled or routine inspection. Generally corrective maintenance consists of rehabilitation of gravity lines, manholes, force mains, etc. and generally in conjunction with system inspection activities. Corrective maintenance also consists of repairing or replacing a failed structure such as a pump station or storage facility.

**Part B – Preventive Maintenance Program (PMP)
Summary of Activities by Treatment Plant Service Area**

South Plant (LA0036412 AI# 4841)

	<u>Routine Maintenance</u>	<u>Corrective Maintenance</u>	<u>Quarterly Total Jan.– Mar. 2014</u>
Gravity Collection System (4,640,000ft/21,580MH)			
Lines Cleaned (ft)	41,037	20,000	61,037
CCTV Inspected (ft)	38,210	0	38,210
Smoke Tested (ft)	26,328	0	26,328
Smoke Tested (no. of locations)	0	0	0
Dye Water Flooded (no. of locations)	0	0	0
Manholes Inspected (no.)	20	0	20
Lines Repaired (no.)	287	78	365
MH Rehabbed (no.)	3	6	9
Force Mains (110 miles)			
Visual Surface Inspection (miles)	16.0	0.0	16.0
Repaired (no.)	108	1	109
Air Release Valves (251)			
Inspected / Maintained	80	0	80
Repaired (no.)	0	32	32
Pump & Lift Stations (259)			
Inspections (no.)	10,803	0	10,803
Wet wells cleaned	52	0	52
Repaired (no.)	0	11	11
Peak Flow Storage Facilities (2)			
Little Peak site visits- Decommissioned	n/a	n/a	n/a
Big Peak site visits- Decommissioned	n/a	n/a	n/a

Routine Maintenance - Day to day maintenance work or operational activities carried out on a regular basis, to keep the collection system operating properly. Generally routine maintenance consists of visual, mechanical, electrical, and electronic checks to ensure proper functioning of equipment. Routine maintenance also consists of sewer cleaning, smoke testing, dye water flooding, manhole inspection, and CCTV inspection.

Corrective Maintenance - Maintenance that is required to restore an item to a specified, working order/condition, which is normally initiated as a result of a scheduled or routine inspection. Generally corrective maintenance consists of rehabilitation of gravity lines, manholes, force mains, etc. and generally in conjunction with system inspection activities. Corrective maintenance also consists of repairing or replacing a failed structure such as a pump station or storage facility.

Part C:
**Sanitary Sewer Overflow
Response Plan (SSORP)**

Baton Rouge Consent Decree Quarterly Report Part C - Sanitary Sewer Overflow Response Plan (SSORP)

Requirement: Pursuant to Paragraph 24, Section X of the Consent Decree, The City/Parish shall implement the Sanitary Sewer Overflow Response Plan (SSO Response Plan) attached to the Consent Decree as Exhibit A.

Summary of Activities

A total of forty nine (49) Sanitary Sewer Overflows (SSOs) were responded to during this reporting period including four (4) at the wastewater treatment plants. The Sanitary Sewer Overflow Monitoring Report, included as Part D Reporting of Unauthorized Discharges of this Quarterly Report, provides details about these overflows in the wastewater collection system, including the response action taken. The Sanitary Sewer Overflow Response Plan was followed for all unauthorized discharges. There was no problem encountered in following the SSO Response Plan. The City/Parish complied with the Collection System Preventive Maintenance Program.

Summary of Unauthorized Discharges	Number
North Plant-LA0036439 AI# 4843 Collection System	7
Central Plant-LA0036421 AI # 4842 Collection System	3
South Plant-LA0036412 AI# 4841 Collection System	39
Total	49

** See table attached to Part D – Reporting of Unauthorized Discharges for detailed information about individual events.

The City/Parish [is] [is not] in compliance with Section X Sanitary Sewer Overflow Response Plan (SSORP) for the period 01/1/14 to 03/31/14. If not, see comments above.

Part D:
Reporting of
Unauthorized Discharges

Baton Rouge Consent Decree Quarterly Report Part D - Reporting of Unauthorized Discharges

Requirement: Pursuant to Paragraph 26, Section XI of the Consent Decree the City/Parish shall report all Unauthorized Discharges of which it becomes aware to EPA and LDEQ. All such Unauthorized Discharges shall be reported to EPA and LDEQ in the Quarterly Report.

Summary of Unauthorized Discharges

The attached Sanitary Sewer Overflow Monitoring Report provides information about the unauthorized discharges discovered in the collection system during the reporting period, such as the date, location, cause, action taken to reduce or eliminate the discharge, surface water that received the discharge and quantity of the discharge. The attached Sanitary Sewer Overflow Monitoring Report also identifies the steps taken to prevent the recurrence of the discharge. As shown below, a total of forty nine (49) unauthorized discharges occurred during this quarter, four (4) of these discharges occurred at the wastewater treatment plants.

Summary of Unauthorized Discharges	Number
North Plant-LA0036439 AI# 4843 Collection System	7
Central Plant-LA0036421 AI # 4842 Collection System	3
South Plant-LA0036412 AI# 4841 Collection System	39
Total	49

** See attached tables for detailed information about individual events.

There were no unusual SSOs, but there was one unauthorized discharge equal to or greater than 100,000 gallons during this reporting period. The overflow occurred at the Central Wastewater Treatment Plant and was due to a power outage at the main Motor Control Center. During this time, an estimated 488,750 gallons of untreated wastewater were discharged on to the plant grounds. Vacuum trucks were deployed to remove standing sewer and return to the head of the plant. The Louisiana Department of Environmental Quality was notified and the Sanitary Sewer Response Plan was followed during this incident.

The City/Parish [is] [is not] in compliance with Section XI Reporting of Unauthorized Discharges for the period 01/1/14 to 03/31/14. If not, see comments above.

**CITY OF BATON ROUGE/PARISH OF EAST BATON ROUGE
SANITARY SEWER OVERFLOWS MONITORING REPORT**

NORTH Sewer District Collection System LPDES LA0036439AI# 4843
01/01/2014 To 03/31/2014

Date	Address	Cause	Action	Prevention	Rec. Waters	Amt. Gals	PS	BOD	TSS	pH
1/6/2014	7566 Glen Oaks Dr.	There was a stoppage in the city's main collection line. MH# 035-00039.	Recorded sewage discharge and dispatched wash truck to clear the blockage. The site was deodorized with Cherry Pit and disinfected clean collection lines.	We will periodically wash this line to assist in the flow.	None	300	35	145	164	7.21
1/12/2014	Catalina Ave. @ Sarasota Ave.	There was a stoppage in the city's main collection line causing the man-hole to overflow. MH# 166-00022.	Recorded sewage discharge and dispatched wash truck to clear the blockage. The site was deodorized with Cherry Pit and disinfected with Germ-A-Cert. Red Tornado was used to clean collection lines.	We will periodically wash this line to assist in the flow.	None	250	166	123	118	7.01
2/3/2014	6169 Callion Dr.	There was a stoppage in the city's main collection line causing the man-hole to overflow. MH# 035-00032.	Recorded sewage discharge and dispatched wash truck to clear the blockage. The site was deodorized with Cherry Pit and disinfected with Germ-A-Cert. Red Tornado was used to clean collection lines.	We will periodically wash this line to assist in the flow.	None	750	35	164	200	6.94
2/12/2014	3232 J.D.Hair Ave.	Pump Station # 244 was down - high wet well - eight inch forcemain line had ruptured. MH# 244-00001.	Recorded sewage discharge and dispatched wash truck to clean the area. The site was deodorized with Cherry Pit and disinfected with Germ-A-Cert. Notified contractor for emergency point repair - repair completed.	We will periodically monitor this station. Scheduled maintenance records will document operational status of the station.	Hurricane Creek 8-Dec	5,000	244	38	150	6.77
3/7/2014	69th & Goode	There was a stoppage in the city's main collection line causing the man-hole to overflow. MH# 044-00480.	Recorded sewage discharge and dispatched wash truck to clear the blockage. The site was deodorized with Cherry Pits and disinfected using Germ-A-Cert. Red Tornado was used to clean the collection lines.	We will periodically wash this line segment. Grease Away was used to assist in the flow.	None	350	44	77	124	7.26
3/28/2014	6650 Cedar Grove Dr.	Discharged caused from surcharged conditions - rain event. MH# 047-00556.	Recorded sewage discharge - site was deodorized with Cherry Pits and disinfected using Germ-A-Cert.	Implement RMAP Project.	Hurricane Creek 56-1-6	26,719	47	124	524	6.58
3/28/2014	9940 Great Smokey Ave.	Discharged caused from surcharged conditions - rain event. MH# 051-00194.	Recorded sewage discharge - site was deodorized with Cherry Pits and disinfected using Germ-A-Cert.	Implement RMAP Project.	None	13,623	51	59	312	7.26

**CITY OF BATON ROUGE/PARISH OF EAST BATON ROUGE
SANITARY SEWER OVERFLOWS MONITORING REPORT**

CENTRAL Sewer District Collection System LPDES LA0036421AI# 4842
01/01/2014 To 03/31/2014

Date	Address	Cause	Action	Prevention	Rec. Waters	Amt. Gals	PS	BOD	TSS	pH
1/22/2014	1650 Eddie Robinson Dr.	There was a stoppage in the city's main collection line causing the man-hole to overflow. MH# 007-04544.	Recorded sewage discharge and dispatched wash truck to clear the blockage. The site was deodorized with Cherry Pit and disinfected with Germ-A-Cert. A bypass was set up until repair of line segment conducted. Repair of line segment scheduled for the 23rd January.	We will monitor this line segment.	None	1,000	7	130	176	7.2
2/6/2014	4368 Tupello St.	There was a stoppage in the city's main collection line causing the man-hole to overflow. MH# 005-04049.	Recorded sewage discharge and dispatched wash truck to clear the blockage. The site was deodorized with Cherry Pit and disinfected with Germ-A-Cert. Red Tornado was used to clean collection lines.	We will periodically wash this line to assist in the flow.	None	500	5	112	238	7.21

NONE

CITY OF BATON ROUGE/PARISH OF EAST BATON ROUGE
SANITARY SEWER OVERFLOWS MONITORING REPORT

SOUTH Sewer District Collection System LPDES LA0036412 A1#4841
01/01/2014 To 03/31/2014

Date	Address	Cause	Action	Prevention	Rec. Waters	Amt. Gals	PS	BOD	TSS	pH
1/3/2014	2834 South Sherwood Forest Blvd.	There was a stoppage in the city's main collection line causing the manhole to overflow. MH# 135-00062.	Recorded sewage discharge and dispatched wash truck to clear the blockage. The site was deodorized with Cherry Pit and disinfected with Germ-A-Cert. Red Tornado was used to clean collection lines.	We will periodically wash this line segment. Grease Away was used to assist in the flow.	None	250	135	117	184	7.16
1/6/2014	2336 Gardere Lane	There was a stoppage in the city's main collection line causing the manhole to overflow. MH# 061-05071.	Recorded sewage discharge and dispatched wash truck to clear the blockage. The site was deodorized with Cherry Pit and disinfected with Germ-A-Cert. Red Tornado was used to clean collection lines.	We will periodically wash this line segment. Grease Away was used to assist in the flow.	None	300	61	112	158	7.09
1/7/2014	10962 Abington Ave.	There was a stoppage in the city's main collection line causing the manhole to overflow. MH# 058-04010.	Recorded sewage discharge and dispatched wash truck to clear the blockage. The site was deodorized with Cherry Pit and disinfected with Germ-A-Cert. Red Tornado was used to clean collection lines.	We will periodically wash this line segment. Grease Away was used to assist in the flow.	None	100	58	96	147	7.02
1/10/2014	1715 Mc Quaid Dr.	There was a stoppage in the city's main collection line causing the manhole to overflow. MH# 012-00094.	Recorded sewage discharge and dispatched wash truck to clear the blockage. The site was deodorized with Cherry Pit and disinfected with Germ-A-Cert. Red Tornado was used to clean collection lines.	We will periodically wash this line segment. Grease Away was used to assist in the flow.	None	200	12	152	96	7.06
1/10/2014	1775 Blvd de Province	There was a stoppage in the city's main collection line causing the manhole to overflow. MH# 066-00086.	Recorded sewage discharge and dispatched wash truck to clear the blockage. The site was deodorized with Cherry Pit and disinfected with Germ-A-Cert. Red Tornado was used to clean collection lines.	We will periodically wash this line segment. Grease Away was used to assist in the flow.	Jones Creek	250	66	136	138	6.98
1/12/2014	1220 Marque Ann Dr.	Pump Station # 21 was surcharging - not functioning properly that caused the manhole to overflow. MH# 021-00091.	Recorded sewage discharge and notified the pump station mechanic. The site was deodorized with Cherry Pit and disinfected with Germ-A-Cert. Red Tornado was used to clean collection lines.	We will periodically monitor the station until it catches up - start operating normally.	None	250	21	164	127	6.84
1/21/2014	10650 Old Lodge Court	Pump Station # 347 was down - high wet well - the float was malfunctioning, they were hung up, not operating freely. MH# 347-00001.	Recorded sewage discharge and dispatched wash truck to clean the area. The site was deodorized with Cherry Pit and disinfected with Germ-A-Cert. The pump station mechanic was notified. The receiving stream was disinfected using Pure X bleach.	We will periodically monitor this station. Scheduled maintenance records will document operational status of the pump station.	Lakes @ White Oaks	150	347	182	66	6.85
1/22/2014	5942 Woodlawn Park Court	There was a stoppage in the city's main collection line causing the manhole to overflow. MH# 274-00203.	Recorded sewage discharge and dispatched wash truck to clear the blockage. The site was deodorized with Cherry Pit and disinfected with Germ-A-Cert. Red Tornado was used to clean collection lines.	We will periodically wash this line segment. Grease Away was used to assist in the flow.	None	200	274	124	156	6.84

**CITY OF BATON ROUGE/PARISH OF EAST BATON ROUGE
SANITARY SEWER OVERFLOWS MONITORING REPORT**

SOUTH Sewer District Collection System LPDES LA0036412 A#4841
01/01/2014 To 03/31/2014

Date	Address	Cause	Action	Prevention	Rec. Waters	Amt. Gals	PS	BOD	TSS	pH
1/23/2014	1531 Brookhollow Dr.	There was a stoppage in the city's main collection line causing the manhole to overflow. MH# 229-00060.	Recorded sewage discharge and dispatched wash truck to clear the blockage. The site was deodorized with Cherry Pit and disinfected with Germ-A-Cert. Red Tornado was used to clean collection lines.	We will periodically wash this line segment. Grease Away was used to assist in the flow.	None	300	229	125	138	6.84
2/7/2014	Westfork Dr. @ Southfork Dr.	There was a stoppage in the city's main collection line causing the manhole to overflow. MH# 035-00047.	Recorded sewage discharge and dispatched wash truck to clear the blockage. The site was deodorized with Cherry Pit and disinfected with Germ-A-Cert. Red Tornado was used to clean collection lines.	We will periodically wash this line segment. Grease Away was used to assist in the flow.	None	250	135	93	228	7.3
2/7/2014	5353 Moss Side Lane	Manhole overflowing because of a blockage in the city main collection line. MH# 056-00052C.	Recorded sewage discharge and dispatched wash truck to clear the stoppage. The site was deodorized with Cherry Pit and disinfected using Germ-A-Cert. Blue Heat was used to clear the stoppage and clean the collection line. Pure X bleach was used to aid in disinfecting the receiving stream.	We will periodically wash this section of our collection line. Grease Away was added to assist in the flow.	Dawson Creek 21-2-6	500	56	60	183	7.54
2/9/2014	9819 Gwenadelle Dr.	There was a stoppage in the city's main collection line causing the manhole to overflow. MH# 058-08152.	Recorded sewage discharge and dispatched wash truck to clear the blockage. The site was deodorized with Cherry Pit and disinfected with Germ-A-Cert. Red Tornado was used to clean collection lines.	We will periodically wash this line segment. Grease Away was used to assist in the flow.	None	350	58	140	190	7.17
02/09/14	5618 Tennyson Dr.	There was a stoppage in the city's main collection line causing the manhole to overflow. MH# 219-00034.	Recorded sewage discharge and dispatched wash truck to clear the blockage. The site was deodorized with Cherry Pit and disinfected with Germ-A-Cert. Red Tornado was used to clean collection lines.	We will periodically wash this line segment. Grease Away was used to assist in the flow.	None	250	219	135	168	6.89
2/9/2014	15010 Seven Pines Ave.	There was a stoppage in the city's main collection line causing the manhole to overflow. MH# 110-00067.	Recorded sewage discharge and dispatched wash truck to clear the blockage. The site was deodorized with Cherry Pit and disinfected with Germ-A-Cert. Red Tornado was used to clean collection lines.	We will periodically wash this line segment. Grease Away was used to assist in the flow.	None	250	110	140	190	7.17
2/10/2014	5365 Jones Creek Rd.	There was a stoppage in the city's main collection line causing the manhole to overflow. MH# 308-00002.	Recorded sewage discharge and dispatched wash truck to clear the blockage. The site was deodorized with Cherry Pit and disinfected with Germ-A-Cert. Red Tornado was used to clean collection lines.	We will periodically wash this line segment. Grease Away was used to assist in the flow.	None	350	308	153	132	6.88
2/10/2014	3052 Montreal Dr.	There was a stoppage in the city's main collection line causing the manhole to overflow. MH# 145-00009.	Recorded sewage discharge and dispatched wash truck to clear the blockage. The site was deodorized with Cherry Pit and disinfected with Germ-A-Cert. Red Tornado was used to clean collection lines.	We will periodically wash this line segment. Grease Away was used to assist in the flow.	None	750	145	153	132	6.88

**CITY OF BATON ROUGE/PARISH OF EAST BATON ROUGE
SANITARY SEWER OVERFLOWS MONITORING REPORT**

SOUTH Sewer District Collection System LPDES LA0036412 A#4841
01/01/2014 To 03/31/2014

Date	Address	Cause	Action	Prevention	Rec. Waters	Amt. Gals	PS	BOD	TSS	pH
2/10/2014	321 E. Holly St.	There was a stoppage in the city's main collection line causing the manhole to overflow. MH# S 23-00018.	Recorded sewage discharge and dispatched wash truck to clear the blockage. The site was deodorized with Cherry Pit and disinfected with Germ-A-Cert. Red Tornado was used to clean collection lines.	We will periodically wash this line segment. Grease Away was used to assist in the flow.	None	300	S 23	171	152	7.15
2/10/2014	5878 Moss Side Lane	Manhole overflowing because of a blockage in the city main collection line. MH# 056-00052.	Recorded sewage discharge and dispatched wash truck to clear the stoppage. The site was deodorized with Cherry Pit and disinfected using Germ-A-Cert. Red Tornado was used to clear the stoppage and clean the collection line. Pure X bleach was used to aid in disinfecting the receiving stream.	We will periodically wash this section of our collection line. Grease Away was added to assist in the flow.	Dawson Creek 21-2-6	1,500	56	171	152	7.15
2/13/2014	13916 Tonya Dr.	There was a stoppage in the city's main collection line causing the manhole to overflow. MH# 155-00003.	Recorded sewage discharge and dispatched wash truck to clear the blockage. The site was deodorized with Cherry Pit and disinfected with Germ-A-Cert. Red Tornado was used to clean collection lines.	We will periodically wash this line segment. Grease Away was used to assist in the flow.	None	500	156	83	36	7.14
2/14/2014	5524 Reitz Ave.	Pump Station # 307 was down - high wet well - both pumps were pulled and blockage removed, pump station is operational. MH# 307-00001.	Recorded sewage discharge and dispatched wash truck to clean the area. The site was deodorized with Cherry Pit and disinfected with Germ-A-Cert. Notified the pump station mechanic.	We will periodically monitor this station. Scheduled maintenance records will document operational status of the station.	None	2,500	307	119	186	7.15
2/24/2014	5878 Moss Side Lane	Manhole overflowing because of a blockage in the city main collection line. MH# 056-00052.	Recorded sewage discharge and dispatched wash truck to clear the stoppage. The site was deodorized with Cherry Pit and disinfected using Germ-A-Cert. Red Tornado was used to clear the stoppage and clean the collection line. Pure X bleach was used to aid in disinfecting the receiving stream.	We will periodically wash this section of our collection line. Grease Away was added to assist in the flow.	Dawson Creek 21-2-6	900	58	162	161	6.88
2/25/2014	5525 Reitz Ave.	Pump Station # 307 was down - high wet well - both pumps were pulled and rags were removed, pump station is operational. MH# 307-00001.	Recorded sewage discharge and dispatched wash truck to clean the area. The site was deodorized with Cherry Pit and disinfected with Germ-A-Cert. Notified the pump station mechanic.	We will periodically monitor this station. Scheduled maintenance records will document operational status of the station.	None	2,900	307	37	180	6.99
2/26/2014	14907 Profit Ave.	Pump Station # 170 was down - high wet well - sewerage system was surcharging. MH# 170-00001A.	Recorded sewage discharge and dispatched wash truck to clean the area. The site was deodorized with Cherry Pit and disinfected with Germ-A-Cert. Notified the pump station mechanic.	We will periodically monitor this station until the system resumes normal operation flow capacity.	None	750	170	105	294	6.65
3/5/2014	3 Rue Sorbonne	Pump Station # 401 was down - high wet well - a power outage was the cause for the malfunction. MH# 401-00001.	Recorded sewage discharge and dispatched wash truck to clean the area. The site was deodorized with Cherry Pit and disinfected with Germ-A-Cert. Notified the pump station mechanic.	We will periodically monitor this station. Scheduled maintenance records will document operational status of the station.	None	450	401	84	124	7.05

**CITY OF BATON ROUGE/PARISH OF EAST BATON ROUGE
SANITARY SEWER OVERFLOWS MONITORING REPORT**

SOUTH Sewer District Collection System LPDES LA0036412 A#4841
01/01/2014 To 03/31/2014

Date	Address	Cause	Action	Prevention	Rec. Waters	Amt. Gals	PS	BOD	TSS	pH
3/5/2014	428 Plantation Ridge Ave.	There was a stoppage in the city's main collection line causing the man-hole to overflow. MH# 0161-00113.	Recorded sewage discharge and dispatched wash truck to clear the blockage. The site was deodorized with Cherry Pit and disinfected with Germ-A-Cert. Red Tornado was used to clean collection lines.	We will periodically wash this line segment. Grease Away was used to assist in the flow.	None	500	161	80	488	6.89
3/6/2014	7379 Corporate Blvd.	There was a stoppage in the city's main collection line causing the man-hole to overflow. MH# 119-00034.	Recorded sewage discharge and dispatched wash truck to clear the blockage. The site was deodorized with Cherry Pit and disinfected with Germ-A-Cert. Red Tornado was used to clean collection lines.	We will periodically wash this line segment. Grease Away was used to assist in the flow.	None	250	119	80	158	7.01
3/6/2014	410 Chesterfield Ave	There was a stoppage in the city's main collection line causing the man-hole to overflow. MH# 101-00018.	Recorded sewage discharge and dispatched wash truck to clear the blockage. The site was deodorized with Cherry Pit and disinfected with Germ-A-Cert. Red Tornado was used to clean collection lines.	We will periodically wash this line segment. Grease Away was used to assist in the flow.	None	400	101	80	158	7.01
3/7/2014	3510 Drusilla Lane	There was a stoppage in the city's main collection line causing the man-hole to overflow. MH# 058-00046.	Recorded sewage discharge and dispatched wash truck to clear the blockage. The site was deodorized with Cherry Pit and disinfected with Germ-A-Cert. Red Tornado was used to clean collection lines. Pure X bleach was added to receiving stream to aid in disinfecting.	We will periodically wash this line segment. Grease Away was used to assist in the flow.	Ward's Creek 21-3	225	58	116	136	6.81
3/8/2014	19431 North Muirfield Circle	Pump Station # 349 was down - high wet well - number one pump had a stoppage and number two pump had an airlock that caused the malfunction. MH# 349-00001.	Recorded sewage discharge and dispatched wash truck to clean the area. The site was deodorized with Cherry Pit and disinfected with Germ-A-Cert. Notified the pump station mechanic to make the repairs.	We will periodically monitor this station. Scheduled maintenance records will document operational status of the station.	None	350	349	132	224	7.02
3/8/2014	7513 Roster Dr.	There was a stoppage in the city's main collection line causing the man-hole to overflow. MH# 170-00134.	Recorded sewage discharge and dispatched wash truck to clear the blockage. The site was deodorized with Cherry Pit and disinfected with Germ-A-Cert. Red Tornado was used to clean collection lines.	We will periodically wash this line segment. Grease Away was used to assist in the flow.	None	300	170	132	224	7.02
3/11/2014	5141 E. Hunter's Chapel Ct.	There was a stoppage in the city's main collection line causing the man-hole to overflow. MH# 177-00254A.	Recorded sewage discharge and dispatched wash truck to clear the blockage. The site was deodorized with Cherry Pit and disinfected with Germ-A-Cert. Red Tornado was used to clean collection lines. Pure X bleach was added to receiving stream to aid in disinfecting.	We will periodically wash this line segment. Grease Away was used to assist in the flow.	Jones Creek 32-2	800	177	142	224	6.76
3/12/2014	11883 Baylor Dr.	There was a stoppage in the city's main collection line causing the man-hole to overflow. MH# 066-00024.	Recorded sewage discharge and dispatched wash truck to clear the blockage. The site was deodorized with Cherry Pit and disinfected with Germ-A-Cert. Red Tornado was used to clean collection lines. Pure X bleach was added to receiving stream to aid in disinfecting.	We will periodically wash this line segment. Grease Away was used to assist in the flow.	Jones Creek 32	800	66	134	154	7.11
3/19/2014	5576 Highland Ridge Dr.	Pump Station # 219 was down - high wet well - the problem was caused by the malfunctioning of the air lock. MH# 219-00006.	Recorded sewage discharge and dispatched wash truck to clean the area. The site was deodorized with Cherry Pit and disinfected with Germ-A-Cert. Notified the pump station mechanic. Pure X bleach was added to the receiving stream to aid in disinfecting.	We will periodically monitor this station. Scheduled maintenance records will document operational status of the station.	Claycut Bayou 31-6	750	219	131	136	6.77

CITY OF BATON ROUGE/PARISH OF EAST BATON ROUGE
 SANITARY SEWER OVERFLOWS MONITORING REPORT

SOUTH Sewer District Collection System LPDES LA00036412 AIF#4841
 01/01/2014 To 03/31/2014

Date	Address	Cause	Action	Prevention	Rec. Waters	Amt. Gals	PS	BOD	TSS	pH
3/20/2014	10769 Alcoa Ave.	There was a stoppage in the city's main collection line causing the man-hole to overflow. MH# 058-04029.	Recorded sewage discharge and dispatched wash truck to clear the blockage. The site was deodorized with Cherry Pit and disinfected with Germ-A-Cert. Red Tornado was used to clean collection lines.	We will periodically wash this line segment. Grease Away was used to assist in the flow.	None	350	58	169	150	7.12
3/20/2014	13630 Darlyn	There was a stoppage in the city's main collection line causing the man-hole to overflow. MH# 156-00029.	Recorded sewage discharge and dispatched wash truck to clear the blockage. The site was deodorized with Cherry Pit and disinfected with Germ-A-Cert. Red Tornado was used to clean collection lines. Pure X bleach was added to receiving stream to aid in disinfecting.	We will periodically wash this line segment. Grease Away was used to assist in the flow.	Jones Creek 32	150	156	277	290	7
3/24/2014	1718 Blvd de Province	There was a stoppage in the city's main collection line causing the man-hole to overflow. MH# 066-00080.	Recorded sewage discharge and dispatched wash truck to clear the blockage. The site was deodorized with Cherry Pit and disinfected with Germ-A-Cert. Red Tornado was used to clean collection lines. Pure X bleach was added to receiving stream to aid in disinfecting.	We will periodically wash this line segment. Grease Away was used to assist in the flow.	Jones Creek 32	4,000	66	190	156	6.96

From: Cynthia D. Thomas
Sent: Friday, February 07, 2014 9:40 AM
To: spoc@LA.GOV; 'Gooden-Jackson.Gladys@epamail.epa.gov';
walker.jan@epa.gov; Cheryl Berry; Clay Vanveckhoven;
'Mary.David@LA.GOV'; David Guillory; Todd Teepell; Pat Smith; Barbara J.
Ourso; Elma James
Cc: Mitch O'brien; Cynthia D. Thomas
Subject: OVERFLOW AT SOUTH TREATMENT PLANT - LA0036412 AI#4841

South Treatment Plant LA0036412 AI# 4841
2850 Gardere Lane
Baton Rouge, LA 70812

Beginning Date: 02/06/2014
Beginning Time: 1420 hours

Ending Date: 02/06/2014
Ending Time: 1425 hours

We had an overflow at the South Treatment Plant that was due to flow monitoring equipment failures at the Equalization Tanks, that caused improper level information sent to the SCADA system. Contractors are currently on site to make necessary repairs to the system. This discharge went into an outfall at the facility, therefore no cleanup measures were necessary. The Sanitary Sewer Response Plan was followed during this incident. An estimated 800 gallons overflowed. If necessary, an official written report will follow.

Thanks,
Cynthia Thomas
Assistant Wastewater Laboratory Supervisor
City of Baton Rouge/Parish of East Baton Rouge
2443 River Rd. Baton Rouge, LA 70802
Ph (225) 389-3240, ext. 339
Fax (225) 389-3111

From: Pat Smith
Sent: Thursday, February 13, 2014 3:27 PM
To: 'spoc@LA.GOV'; 'Gooden-Jackson.Gladys@epamail.epa.gov'; Cheryl Berry; Clay Vanveckhoven; Barbara J. Ourso; Elma James; David Guillory; Dale Campau; walker.jan@epa.gov
Cc: Cynthia D. Thomas; Mitch O'brien
Subject: Overflow at South Treatment Plant LA0036412 AI# 4841

South Treatment Plant LA0036412 AI# 4841
2850 Gardere Lane
Baton Rouge, LA 70812

Beginning Date: 02/13/2014
Beginning Time: 0600 hours

Ending Date: 02/13/2014
Ending Time: 0605 hours

We had an overflow at the South Treatment Plant's Preliminary Treatment Facility (PTF) due to debris clogging the #3 and #5 drum screens causing them to overload and trip out. Debris was removed, screens were reset and normal operations resumed. Cherry D was used for disinfection during cleanup measures. The Sanitary Sewer Response Plan was followed during this incident. An estimated 4,500 gallons of influent wastewater spilled onto plant grounds. If necessary, an official written report will follow.

Patricia Smith, Administrative Specialist II
City of Baton Rouge
Department of Public Works/WWT&D
2443 River Road
Baton Rouge, LA 70802
225-389-3240-phone
225-389-3111-fax
psmith@brgov.com

From: Cynthia D. Thomas
Sent: Thursday, January 02, 2014 2:17 PM
To: spoc@LA.GOV; 'Gooden-Jackson.Gladys@epamail.epa.gov';
walker.jan@epa.gov; Cheryl Berry; Hugh Taylor; Clay Vanveckhoven;
'Mary.David@LA.GOV'; David Guillory; Todd Teepell; Pat Smith; Barbara J.
Ourso; Elma James
Cc: Mitch O'brien; Cynthia D. Thomas
Subject: OVERFLOW AT SOUTH TREATMENT PLANT - LA0036412 AI#4841

South Treatment Plant LA0036412 AI# 4841
2850 Gardere Lane
Baton Rouge, LA 70812

Beginning Date: 01/02/2014
Beginning Time: 1220 hours

Ending Date: 01/02/2014
Ending Time: 1225 hours

We had an overflow at the South Treatment Plant that was due to electrical problems at the Preliminary Treatment Facility (PTF) which caused the drum screen to overload, the channel to fill, and overflow. Cherry D was used for disinfection during cleanup measures. The Sanitary Sewer Response Plan was followed during this incident. An estimated 480 gallons of influent wastewater spilled onto plant grounds. If necessary, an official written report will follow.

Thanks,
Cynthia Thomas
Assistant Wastewater Laboratory Supervisor
City of Baton Rouge/Parish of East Baton Rouge
2443 River Rd. Baton Rouge, LA 70802
Ph (225) 389-3240, ext. 339
Fax (225) 389-3111



Department of Public Works

City of Baton Rouge
Parish of East Baton Rouge

Post Office Box 1471
Baton Rouge, Louisiana
70821

FILE COPY

February 14, 2014

Department of Environmental Quality
Office of Environmental Compliance
Enforcement Division
Post Office Box 4312
Baton Rouge, Louisiana 70821-4312

Attention: Permit Compliance Unit

Re: LPDES Permit No. LA0036421 AI # 4842
Overflow

Dear Sir/Madame:

We had an overflow at the Central Treatment Plant which occurred on February 12, 2014, from 0450 hours to 0610 hours for a total duration of 1 hour and 20 minutes. During this time, an estimated 488,750 gallons of primary treated wastewater overflowed onto the ground and into the ditches.

This overflow was due to a power outage in the Motor Control Center (MCC). The Plant Electrician was called out to manually recharge the breakers, which restored power to the plant, and normal operations resumed. Vacuum trucks were deployed to vacuum overflow from ditches and return to the head of the plant. The Sanitary Sewer Response Plan was followed during the incident.

Should you require additional information concerning this matter, please let me know.

Sincerely yours,

David R. Guillory, P.E.
Director of Public Works

DRG/CB/pas

xc: Mary Roper, Parish Attorney
Cheryl Berry, PE, Special Projects Engineer
Charles O'Brien, Wastewater Laboratory Supervisor
Calvin Hayes, Wastewater Treatment Plant Supervisor (CTP)

Part E:
Consent Decree
Compliance Status

Baton Rouge Consent Decree Quarterly Report Part E - Consent Decree Compliance Status

Requirement: Pursuant to Exhibit I of the Consent Decree, the City/Parish shall report Consent Decree compliance status in each quarterly report and provide a brief narrative summary of non-compliance items and any other information required to convey activity status as it relates to compliance or non-compliance with the Consent Decree.

Compliance Status

- The City/Parish was not in compliance with the South Treatment Plant LPDES Permit No. LA0036412 AI# 4841 during the reporting period. The South Wastewater Treatment Plant (SWWTP) exceeded the permit for the weekly Fecal Coliform excursion once for the period shown in the table below. The total amount of stipulated penalties identified for non-compliant activities at the South Plant during this reporting period is \$1,000. Non-compliance was due to operational issues at the South Wastewater Treatment Plant.

During this reporting period, the South Treatment Plant elevated test data were due to extensive plant upgrades associated with the Consent Decree. The ongoing construction activities, new equipment installations and tie-ins to the existing treatment plant are scheduled to be completed near the end of 2014 under the Sanitary Sewer Overflow Program. Further noncompliance is not anticipated.

SWWTP	Permit Level	1 st Quarter 2014			Stipulated Penalty		
		Jan	Feb	Mar	# of Occurrences	Per Occurrence	Total
<u>BOD</u>							
7-Day Avg. (mg/l)	45	C	C	C			
Monthly Avg. (mg/l)	30	C	C	C			
Monthly Avg. (lbs/day)	13,511	C	C	C			
Percent Removal	75%	C	C	C			
<u>TSS</u>							
7-Day Avg. (mg/l)	45	C	C	C			
Monthly Avg. (mg/l)	30	C	C	C			
Monthly Avg. (lbs/day)	13,511	C	C	C			
Percent Removal	75%	C	C	C			
<u>Fecal Coliform</u>							
7-Day Avg. (mg/l)	400 col/100ml	C	545	C	1	\$1,000	\$1,000
Monthly Avg. (mg/l)	200 col/100ml	C	C	C			
Total							\$1,000

C-Compliance

Part E - Consent Decree Compliance Status

2. The City/Parish was in compliance with the Central Treatment Plant LPDES Permit No. LA0036421 AI# 4842 during the reporting period.

3. The City/Parish was in compliance with the North Treatment Plant LPDES Permit No. LA0036439 AI# 4843 during the reporting period.

The City/Parish [is] [is not] in full compliance with Consent Decree for the period 01/01/14 to 03/31/14. If not, see comments above.